

Validity and Reliability of the Psychopathy Checklist-Revised in the Assessment of Risk for Institutional Violence: A Cautionary Note on DeMatteo et al. (2020).

Mark Olver
Psychology, University of Saskatchewan

Keira Stockdale
Saskatoon Police Service and University of Saskatchewan

Craig Neumann
Psychology, University of North Texas

Andreas Mokros
Psychology, FernUniversität in Hagen (University of Hagen)

Robert Hare
Emeritus Professor of Psychology
University of British Columbia

Arielle Baskin-Sommers
Psychology, Yale University

Eddy Brand
Ministry of Justice, The Netherlands

Jorge Folino
National University of La Plata.

Carl Gacono
Private Practice

Nicola S Gray
Psychology, Swansea University

Kent Kiehl
Department of Psychology, University of New Mexico
Mind Research Network, a Partner with Lovelace Biomedical, Inc.

Raymond Knight
Professor Emeritus of Human Relations
Department of Psychology, Brandeis University

Elizabeth Leon-Mayer
National University of La Plata

Matt Logan
HALO Forensic Behavioural Specialists

J. Reid Meloy
Forensic Psychological Corporation
University of California, San Diego
San Diego Psychoanalytic Center

Sandeep Roy
Psychology, University of North Texas

Randy Salekin
Psychology, University of Alabama

Robert Snowden
Psychology, Cardiff University

Nicholas Thomson
Departments of Surgery and Psychology
Virginia Commonwealth University

Scott Tillem
Psychology, Yale University

Michael Vitacco
Medical College of Georgia. Augusta University

Stephen Wong
University of Saskatchewan, Canada
Swinburne University of Technology, Melbourne

Dahlnym Yoon
Psychology, FernUniversität in Hagen (University of Hagen), Hagen, Germany

Correspondence: Craig S. Neumann, 1155 Union Cir., #311280, Psychology, University of North Texas, Denton Texas 76203; craig.neumann@unt.edu

Author note: The five first authors carried out the empirical analyses and summative efforts in coordinating the comments of the remaining authors who are listed alphabetically given substantive equally substantive contributions to this counter statement. Dr. Robert Hare receives royalties from the sale of the PCL-R.

Validity and Reliability of the Psychopathy Checklist-Revised in the Assessment of Risk for Institutional Violence: A Cautionary Note on DeMatteo et al. (2020).

Abstract

A group of 12 authors (GA) shared a statement of concern (SoC) warning against the use of the *Hare Psychopathy Checklist-Revised* (PCL-R; Hare, 1991, 2003) to assess risk for serious institutional violence in US capital sentencing cases (DeMatteo et al., 2020). Notably, the SoC was not confined to capital sentencing issues, but included institutional violence in general. The GA suggested that the PCL-R has poor predictive validity for institutional violence and inadequate field reliability. The SoC raised important issues about the fallibility and inappropriate use of any clinical/forensic assessments, questionable evaluator qualifications, and their effects on capital sentencing decisions. However, as a group of clinical/forensic academics and researchers, we are concerned that the GA used the PCL-R as a psycholegal red herring, while avoiding comment on critical legislative, systemic, and evaluator/rating issues that affect *all risk assessment tools*. We contend that the SoC review of the literature was selective and, in part superficial, such that the resultant opinions about potential uses and misuses of the PCL-R and its variants were malformed and misguided. We focus our response on the limited evidence and questionable conclusions proffered by the GA concerning the use of the PCL-R in capital and other cases. Also, we provide new empirical findings regarding predictive validity for institutional violence and field reliability to further demonstrate the relevance of the PCL-R in appraisals of risk for institutional violence and management issues. Recommendations on the ethical and appropriate use of the PCL-R for risk assessment are provided.

Keywords: PCL-R, psychopathy, capital sentencing, field reliability, predictive validity, institutional violence

Risk assessment is relevant in criminal contexts such as capital sentencing, criminal responsibility, and commitment of sexually violent predators.

-Heilbrun, Fairfax-Columbo, Wagage, & Brogan (2017, p. 116).

A group of 12 authors (GA) in forensic psychology issued a statement of concern (SoC) warning against the use of the *Hare Psychopathy Checklist-Revised* (PCL-R; Hare, 1991, 2003) to assess risk for institutional violence in US capital sentencing matters (DeMatteo et al., 2020). The members of the GA panel have psycholegal experience as scholars, mental health professionals, and as commentators in several forensic areas, including capital sentencing, violence risk assessment, and applications of the PCL-R in criminal justice contexts. The SoC did not address whether the defense regularly retains members of the GA in capital cases (e.g., potential allegiance bias; Murrie et al., 2009). This issue is relevant for understanding the GA perspective (see footnote 5 for an example of how defense counsel might use the PCL-R to its advantage in capital sentencing).

At the outset, we note that several members of the GA, and of our group, come from countries without the death penalty. Also, many of the co-authors who helped develop our commentary on the target article do not support the death penalty. Of course, there is an enormous literature that debates the logic, legality, ethics, and morality of the death penalty. Our position is that morally controversial issues, such as capital punishment, should not obscure the importance of scientific research and empirical evidence for addressing all relevant issues. In line with this position, we focus here on the bases for the evidence and conclusions proffered by the GA concerning the use of the PCL-R in capital cases. We acknowledge the efforts of the members of the GA, but we respectfully disagree with their characterization of the PCL-R and with their conclusions about its utility in forensic matters. With some exceptions, we confine our comments to the GA as a whole. Also, we provide new empirical findings, both meta-analytic, and latent variable- and person-centered modeling results, to help advance research on this topic and illustrate the strength of the PCL-R in accounting for institutional violence.

In general, we agree with the SoC about the fallibility and inappropriate use of clinical/forensic assessments, questionable evaluator qualifications, and their effects on capital sentencing decisions. As a group of clinical/forensic academics and researchers, some with extensive experience working in prisons or forensic-psychiatric hospitals, we are, however, concerned that the PCL-R is being singled out for used as a psycholegal red herring to divert

attention from several broader legislative, systemic, and evaluator/rating issues that contribute to the decisions made about clientele in capital and other sentencing contexts. Blaming the PCL-R or related measures does nothing to fix these issues. The misinformation offered by the GA's selective and limited review of the literature, beset with inaccurate citations and malformed opinions, will no doubt lead to confusion for those in the criminal justice system who must navigate psycholegal issues. Our commentary aims to ensure an accurate representation of the scientific record.

Background and Context

The primary argument advanced in the SoC was that the PCL-R should not be used to predict serious institutional violence in *capital sentencing* matters. Yet, it states, "In this paper, we are focusing specifically on the use of the PCL-R to *predict serious (i.e., non-trivial) violence in high-security correctional settings*" (DeMatteo et al., 2020, p. 14; emphases added). The purpose of the SoC may be to inform the court that the use of the PCL-R by the prosecution and its experts is not warranted in assessments of *institutional and post-release* violence. The effect of the SoC, however, may be much broader. Specifically, concerning capital sentencing, the arguments in the SoC may have severe and unwarranted implications for criminal justice. For example, consider the case of Daniel Lewis Lee, convicted of the triple murder of an Arkansas family, and scheduled to be the first federal prisoner to be executed in 17 years. His lawyers asked the courts to overturn his death sentence because "junk science" had given him a "psychopath tag" and that "discredited science" indicated that he would be a "dangerous psychopath" in prison. Although the Indiana Federal Court stayed the execution because of issues with an earlier trial (see Chhetri, 2020), this example still raises the possibility that the fallacious "junk science" and "psychopath tag" argument might play a role in altering the course of capital sentencing cases.

Besides, there are several issues embedded in the GA's arguments. The first issue is a scientific one, and it concerns evidence for the efficacy of the PCL-R in the prediction of "serious" institutional violence. Despite the GA's stated focus on this topic, they did not provide a clear operationalization of "serious" beyond calling it "non-trivial" (DeMatteo et al., 2020, p. 14). The problem with this focus is that it diminishes the seriousness of other acts of violence or institutional misconduct that may not result in physical injury but may cause serious psychological harm or pose serious safety, security, or management concerns. For instance, how

would the SOC characterize throwing feces through a meal slot into the face of a correctional officer, hostage-taking of a staff member that does not end in physical harm, threatening to harm loved ones of a staff member by associates in the community, setting a cell on fire or flooding it, resulting in evacuation of the prison range? These, and numerous other examples, all would not qualify as "serious" in the SoC sense, because they may not directly result in physical harm to the victim. However, a range of injurious acts, including those that cause significant psychological damage, are perpetrated by persons with elevated psychopathic traits. Such harmful acts are captured by predictions of serious institutional misconducts, general violence/aggression, or a general misconduct category. As such, the PCL-R has important implications for management of offenders in maximum security, and it seems unethical for prison personnel not to be aware of psychopathic propensity. For these reasons, in our commentary, we will consider the evidence for the PCL-R, relative to other tools, in the prediction of all forms of institutional misconduct, including acts of physical aggression.

Second, the SOC underspecifies the use of the term "predict." The purpose of risk assessment includes risk management and violence prevention, not just a determination of the likelihood of target behaviors. The issue of using a tool to "predict" an outcome is very much different from assessing risk for an unwanted result and then using the assessment data to manage risk to prevent the outcome. We address this issue in our recommendations.

Third, the SoC appears to level its criticism at the PCL-R, but it does not apply the same lens to the *PCL: Screening Version* (PCL: SV; Hart, Cox, & Hare, 1995), which is strongly related to the PCL-R, conceptually and empirically (Cooke, Michie, Hart, & Hare, 1999; Guy & Douglas, 2006; Higgs, Tully, & Browne, 2018). This is puzzling given a PCL: SV co-author is a member of the GA, and two other GA members, Guy and Douglas (2006, p. 229), concluded, "...the PCL: SV has a robust relationship to the PCL-R at both the global and factor levels, and that this relationship holds across coding methods and rater (in)dependence." Thus, most meta-analyses do not distinguish between the PCL-R and PCL: SV. We also consider meta-analytic evidence from both tools to be relevant, and that this evidence is relative to other purpose-built risk assessment tools.

Notably, the SoC does not address the use of other structured tools to assess risk for institutional violence in capital sentencing hearings. These include the "commercially available" *Historical Clinical Risk-20*^{V3} (HCR-20^{V3}), the *Sexual Violence Risk-20* (SVR-20), the *Level of*

Service Inventory-Revised (LSI-R), the *Violence Risk Scale* (VRS), the *Violence Risk Appraisal Guide* (VRAG), the *Static-99*, and the *Lifestyle Criminality Screening Form* (LCSF). It is also noteworthy that some members of the GA contributed to the development these other tools. Relatedly, the SoC does not comment on the use of neuroimaging in these hearings (Aspinwall, Brown, & Tabery, 2012; Farahany, 2016; Remmel, Glenn, & Cox, 2019; Umbach, Berryessa, & Raine, 2015). Further, the members of the GA do not state if it is inadvisable to use these methods to assess risk for “serious” institutional violence, for institutional violence in general, or in capital sentencing proceedings.

A fourth issue is the use of the PCL-R for capital sentencing. The GA notes that US States that accept the death penalty differ on the admissibility of "future dangerousness" in capital sentencing. Nine states require it, two permit it, four allow its absence as a mitigating factor, and the remainder varies on the admissibility of evidence about dangerousness (Bright, 2015). The use of an instrument in this context is different from the use of a tool for the broader purpose of assessing risk for institutional violence in different settings. The GA does not provide a clear opinion on whether or not the PCL-R should be used to determine risk in a more general context of institutional outcomes. However, several states with the death penalty indicate that future dangerousness refers not only to prison violence but also to violence in society (e.g., *Lawlor v. Commonwealth*, 738 S.E.2d 847, 2013). In such jurisdictions, including Texas, the likelihood of post-release violence is relevant to *evaluations* of future dangerousness, even if the chances of release into society are minimal or nil.

Personal views about the death penalty aside, we do not support the use of any single tool to make categorical "predictions" about an outcome, "serious" institutional violence, or otherwise. We do, however, support the comprehensive assessment of risk for institutional violence, incorporating the PCL scales as one of several appropriate measures, if only to address a personality propensity relevant to violent behaviors. This approach is much different from the use of only one instrument or technology to make life or death decisions in a legal case.

Ultimately, research should focus on determining the optimal ways of combining various assessments to maximize predictive accuracy for specific decisions and to avoid contamination of multiple assessment biases (Grove & Meehl, 1996). Interestingly, the GA does not offer a viable alternative to the use of the PCL-R, although the court likely will request information from experts about the continued dangerousness of the offender. Strikingly, the GA are not

concerned about the introduction of expert conclusions of *low risk* based on questions about an offender's age, education, past criminality, employment history, and so forth. For example, in the Lawlor v. Commonwealth case, cited above, Cunningham's summary response to such questions was that "Lawlor represents a very low risk for committing acts of violence while incarcerated" (see Heilbrun, Fairfax-Columbo, Wagage, & Brogan, 2017, p. 118). The court excluded his testimony because it applied only to Lawlor's risk in prison, and not to society.¹

In our view, the GA cite literature that they believed provides a "proof of absence" regarding the usefulness of the PCL-R to assess risk for institutional violence. It focuses on two sets of psychometric properties of the PCL-R, (a) its predictive validity for "serious" institutional violence; and (b) its field reliability. We review their arguments, the literature reviewed, and provide a synopsis of key findings relevant to these arguments. Before moving on, it is important to highlight the absence of highly relevant literature in the SoC. For example, Fox and DeLisi's (2019) meta-analyses found "psychopathy and homicide are significantly and strongly linked, and that psychopathic personality is a significant risk factor for various forms of lethal violence" (p. 76), especially when the homicide type is "... more violent, extreme, or horrific..." (p. 77).

Predictive Accuracy of the PCL Scales for Institutional Violence

The SoC states that the PCL-R lacks "precision or accuracy" in predicting serious institutional violence (DeMatteo et al., 2020, p. 4). In doing this, the GA focused on four sets of meta-analyses that have examined the association between scores on the PCL measures and

¹ Cunningham and Sorensen (2010) argued that a brief list of demographic variables could provide "highly reliable estimates of an improbability of future serious violence" (p. 71). This is in "sharp contrast to the decidedly poor predictive accuracy of assertions of probable future violence in prosecution-sponsored expert testimony at capital sentencing." Along with low base rates of institutional violence among capital offenders, this points to "an obvious conclusion: except in rare instances, only expert assertions of various degrees of the improbability of future serious prison violence by respective capital defendants are reliable or scientifically supportable" (p. 71). Problem solved! With a very low base rate of violence, the most straightforward conclusion is low risk. The world is not, however, so simple, as Cunningham and Sorensen appeared to realize when they wrote, "the counterintuitive impact that heightened security and movement restrictions may have, in a recent study of convicted murderers in Texas prisons, those inmates under solitary restrictions on death row in Texas had higher rates of assaultive violations (all toward staff) than the life-sentenced offenders had on inmates and staff combined. The higher level custody afforded by death row was effective only in preventing the less frequently occurring serious assaults" (p. 70).

institutional misconducts: Guy et al. (2005), Walters (2003a, 2003b), Leistico Salekin, DeCoster, and Rogers (2008), and Campbell et al. (2009). First, the GA cites the meta-analysis by Guy et al. (2005) as one argument for poor predictive validity, focusing on the prediction of institutional, physical aggression. Second, it cites Walters (2003a, 2003b) but dismisses these articles because they examined only general violence but did not examine "serious" institutional violence as a separate outcome. Third, the GA cites Campbell et al. (2009) as showing better predictive accuracy for general violent recidivism by risk tools in general compared to the predictive accuracy of the PCL-R for institutional violence. Fourth, it cites Leistico et al. (2008) as showing a weak association between the PCL-R and violence. And fifth, the GA cites several individual studies (Camp et al., 2013; Hogan & Olver, 2016; McDermott et al., 2008; Morrissey et al., 2007; Walters & Mandell, 2007), published since the most recent meta-analysis that suggest a weak association between PCL-R scores and institutional violence.

There are several issues with their critique and review of the evidence. First, the GA does not provide a threshold of acceptable predictive accuracy or guidelines for interpretation. Nor do they define "precise" or identify what forensic assessment instruments happen to have achieved the threshold of "precise" in the prediction of this outcome. We argue that "precision" is an equivocal concept that varies widely in the measurement of psychological constructs or in risk assessment; it is vague and does not provide a useful threshold. Yet, a further concern is that the SoC does not define "accuracy." Borrowing from Morrison's (2011) description of forensic trace evidence, the psychological term *reliability* would match the notion of *precision*, whereas the psychological concept of *validity* would be synonymous with *accuracy*. As such, in this response we use the thresholds based on Cohen (1992) and Rice and Harris (2005) of $r_{pb} = .10$, $AUC = .56$, $d = .20$, are small; $r_{pb} = .24$, $AUC = .64$, $d = .50$, medium; and $r_{pb} = .37$, $AUC = .71$, $d = .80$, large, effects. Even with these guidelines in mind, the GA did not state what level of accuracy is desirable for a measure to be useful in assessing risk for institutional violence or in capital sentencing. Table 1 provides a meta-meta-analysis of PCL measures in the prediction of institutional outcomes; this includes the most recent Hogan and Ennis study (2010), not cited in the SoC, and Edens and Campbell (2007), reflecting youth samples with variants of the PCL measures, thus adding to the robustness of the meta effects.

 Table 1 about here

In reviewing the evidence, we must consider methodologies and context. For example, it is important to note that Guy et al. (2005), conducted by some members of the GA, used point biserial correlation (r_{pb}) as the measure of effects size (ES) ($r_{pb} = .17$), which is attenuated by low base rates (Babchishin & Helmus, 2016). Physical violence in institutions is less common, which means that most attempts to “predict” it will be wrong (i.e., false positives). Therefore, the $r_{pb} = .17$ is a small-to-low moderate effect, partway between .10 and .24. Guy et al. (2005) do not report the base rate of physical violence in their meta-analysis, so a direct conversion to AUC or d , adjusting for base rates, cannot be done. The most conservative estimate would be $d = 0.35$ (assuming 50% base rate), or about 1/3 of a standard deviation.² That means that there is an almost 3-point difference in PCL-R scores between people who commit acts of physical violence and those who do not. This effect size is more accurately captured as small to medium, and is not trivial, and certainly not “negligible,” as the GA argue (DeMatteo et al., 2020, p. 17). The SoC does not indicate that the r_{pb} for verbal/destruction was .26, and for general aggression, $r_{pb} = .23$. These both are higher base rate outcomes, so naturally, the r will be higher, and corresponding d s = 0.52 and 0.46 (without correction for base rate), which is moderate in the magnitude of prediction. All effect sizes were significant ($p < .001$). So, is this good enough? Hard to tell, as the GA does not identify criteria for what is acceptable. It also is worth noting that Guy et al. (2005) examined the PCL-R with the PCL: SV and the PCL, but they used the term PCL-R.

Moreover, the GA dismissed Walters (2003a, 2003b) because his pair of meta-analyses did not focus on “serious” institutional violence but found $r_{pb} = .12$ (Factor 1) and $r_{pb} = .22$ (Factor 2) for institutional violence ($r_{pb} = .18$ and .27 for institutional adjustment in general for Factor 1 and Factor 2, respectively), consistent with Guy et al. (2005). Although we have argued that it is misguided to dismiss findings of institutional aggression and other problems in general, the Walters (2003a, 2003b) effect size (ES) magnitudes were actually in line with Guy et al. (2005).

The SoC also cited the Leistico et al. (2008) meta-analysis as providing evidence for weak predictive validity for institutional violence. An issue with this conclusion by the GA is that

² Note that d would be larger the more the base rate differed from 50%. With, say, a base rate of 25%, $r_{pb} = .17$ would reflect a d score of 0.40. At a base rate of 10%, d would equal 0.58.

Leistico et al. (2008) did not examine predictive validity for serious or general institutional violence, only general institutional problems. Even still, they found a d value of 0.53 for PCL total score, 0.41 for Factor 1, and 0.53 for Factor 2, all moderate effects. The ES values were not moderated by setting (i.e., they were consistent between prison and forensic mental health settings), although the ES tended to be higher in Canada and countries outside North America than in the US.

Further, in the SoC, Campbell, et al. (2009) is cited as a study that examined prediction of general institutional violence of the Statistical Information on Recidivism (SIR) scale, Violence Risk Appraisal Guide (VRAG), HCR-20, LSI/LSI-R, and the PCL-R and PCL: SV, which were examined separately, with r s = .14 and .22, respectively. Most importantly, Campbell et al. (2009) found that the predictive accuracies were not significantly different among any of the instruments, and the confidence intervals overlapped substantially, suggesting that the predictive validity ESs all came from the same population of effect sizes (p. 575). Of note, there were considerably fewer studies examining institutional violence than violent recidivism in the community, so the ESs are less stable. Nevertheless, their meta-analysis showed that the instruments were equivalent in their ability to predict the outcome. In sum, the PCL-R did not fare worse than other tools in the prediction of institutional violence.

We are concerned that the GA did not fully present or accurately describe the evidence from these four meta-analyses, all of which generated similar findings and conclusions. Moreover, the quality of a meta-analysis and the trustworthiness of its conclusions are only as strong as the individual studies used to generate them (Cunliffe et al., 2012; Smith et al., 2018). There is other pertinent literature relevant to the GA's central argument of the PCL-R's predictive validity for institutional violence. For instance, Olver, Stockdale, and Wormith's (2014) meta-analysis of the Level of Service scales showed that the LSI had $r = .21$ for serious misconduct and .24 for any misconduct. The predictive accuracy values were about moderate in magnitude but consistent with that of the PCL scales for the same type of outcome and also consistent with the Campbell et al. (2009) meta-analysis. Also, Hogan and Ennis (2010) reported the PCL scales ($r = .26$, $k = 12$) and HCR-20 ($r = .33$, $k = 4$) had moderate predictive accuracy for institutional violence and did not significantly differ in their associations with this outcome.

It is also worth discussing the omission of individual studies conducted since the meta-analyses cited in the SoC. In this spirit, we thought it best to be evidence-based and to do an

updated meta-analysis of the prediction of institutional outcomes by the PCL-R and PCL: SV. We focused on: (a) "newer" studies cited in the SoC that repudiate the predictive properties of the PCL measures (i.e., Camp et al., 2013; Hogan & Olver, 2016; McDermott et al., 2008; Morrissey et al., 2007; Walters & Mandell, 2007); (b) additional studies not cited in the SoC and, to our knowledge, not included in the four previous sets of meta-analyses cited by the group (Campbell et al., 2009; Guy et al., 2005; Leistico et al., 2008; Walters 2003a, 2003b). Most of these were not in Hogan and Ennis (2010), which overlapped with previous meta-analyses; and (c) results of an online literature search of PsycINFO, ProQuest Dissertations and Theses, and Google Scholar using "PCL" and variations on "institutional" or "inpatient" "offending," "recidivism," "misconducts," or "violence." We also examined the reference sections of key works. We converted the ESs to d via a direct conversion from AUC per Rice and Harris (2005) or from r_{pb} adjusting for base rates when this information was available. Table 2 provides a synopsis of the new studies, whereas Table 3 contains the results of an updated meta-analysis.

 Table 2 about here

We begin with a brief review of more recent studies cited in the SoC but not included in previous meta-analyses (Camp et al., 2013; Hogan & Olver, 2016; McDermott et al., 2008; Morrissey et al., 2007; Walters & Mandell, 2007). Although presented in the SoC as illustrations of recent work that repudiates the PCL-R, it will become apparent that these were not necessarily accurately represented in the SoC; the actual findings were more nuanced than those described in the SoC. Scrutiny of Table 2 illustrates this.

1. In their psychiatric inpatient sample, Hogan and Olver (2016) found Factor 2 and the Antisocial facet had significant moderate predictive accuracy for institutional aggression (AUCs = .65 and .66), while the PCL-R total was .63. They obtained similar findings with a small prospectively assessed sample (Hogan & Olver, 2018).
2. McDermott et al. (2008) found PCL-R total and Factor 2 had significant, moderate predictive validity for aggression toward staff (AUCs = .66), and the same magnitude of prediction for this outcome as the VRAG and HCR-20. AUCs for aggression toward patients and overall were non-significant (AUCs = .62 and .58).

3. Camp et al. (2013) found the PCL-R total score was a moderate predictor of serious institutional violence ($AUC = .65$), although it did not function as a predictor of infractions for verbal or physical aggression ($AUC = .48$). The PCL-R was a better predictor of the most serious violations, and a weaker predictor of less serious ones.
4. Morrissey et al. (2007) – the PCL-R in this small English study in a forensic mental health setting did not fare well (small and non-significant effects, $n = 54$), whereas the HCR-20 fared better with high predictive validity by comparison. That said, it is worth countering this finding with an earlier, more extensive, study conducted by Morrissey et al. (2005) in an intellectually disabled UK forensic hospital sample ($N = 203$) where they found the PCL-R significantly predicted physically aggressive misconducts, as well as staff member ratings of verbal and physical aggression. Although the SoC did not cite this large inpatient study, which was conducted by the same group of authors, and prior meta-analyses missed it, we included it.
5. Walters and Mandell (2007) examined the PCL: SV and found it had small non-significant effects, comparable to Guy et al. (2005) and Campbell et al. (2009), for the prediction of major incident and aggressive incident reports ($r = .16$ for both) and total incident reports ($r = .15$); AUCs were also computed (see Table 2). Although these effects were not significant, in a series of binomial regression analyses, controlling for age, prior incident reports, and Psychological Inventory of Criminal Thinking Styles score (Walters, 1990), PCL: SV scores significantly incrementally predicted all three sets of institutional outcomes. That is, in a more rigorous set of analyses, the PCL: SV improved predictive outcome.

Thus, in the five "newer" studies that reported "similarly weak effects" (DeMatteo et al., 2020, p. 17) four of these studies actually found that the effects were either moderate in magnitude or significant, significant in multivariate analyses controlling for other covariates, and comparable to the ES that other tools yielded (e.g., HCR-20, VRAG). Only Morrissey et al. (2007) found weak non-significant effects, but they found significant effect sizes in their more extensive study (Morrissey et al. (2005). The SoC cited one new, small sample German study (Huchzermeier et al., 2008) that provided support for the PCL: SV in the prediction of general institutional misconduct. The sample included ten inmates with a PCL: SV score of 18 or higher, and nine inmates with a score of 12 or lower. A Mann Whitney U test indicated that the high

PCL: SV group committed significantly more misconduct than did the low PCL: SV group ($U = 14$, which converts to an AUC of .84).

And so, how does all of this add to the overall picture? As presented in Table 2, an updated summary of meta-analytic findings, the evidence is clear regarding the predictive validity of the PCL-R for institutional violence at a magnitude that is comparable to the meta-analytic literature (Abbiati et al., 2019; Boccaccini et al., 2012; Carr et al. 2013; Endrass et al., 2008; Neumann & Baskin-Sommers, 2019; Olver et al., 2019; Vitacco et al. 2009; Walters & Heilbrun, 2010). Moreover, as shown in Table 3, which provides a comprehensive perspective, the PCL scales have significant predictive associations with all institutional outcomes—serious violence, physical aggression, verbal aggression, general aggression, and general misconducts—at a threshold that is closer to moderate in magnitude, and on par, with prior meta-analyses, including the results of a meta-meta-analysis. As expected, Factor 2, and its Lifestyle and Antisocial facets, tended to predict better than Factor 1 (Interpersonal and Affective facets), although even for the latter, the predictive outcomes were small but significant.

Table 3 about here

Conclusions on PCL-R Predictive Validity for Institutional Violence

We can glean several conclusions from these findings. First, the PCL scales demonstrate predictive validity for institutional violence, including "serious" violence, and do so with robustness (i.e., medium in ES magnitude), comparable to other tools, including those designed to assess risk for violence or different outcomes (see Campbell et al., 2009; Hogan & Ennis, 2010; Olver et al., 2014). As Skeem and Polaschek (in press) have noted, "...scores on the PCL-R are strongly associated with scores on purpose-built risk assessment tools—and tend to predict violent recidivism about as strongly as these purpose-built tools."

Second, the base rate of institutional violence is highly relevant for understanding the significance of the PCL scales. Studies typically find that base rates for serious institutional violence (e.g., severe assaults resulting in death or hospitalization, per Walters & Heilbrun, 2010) are small, though not "trivial," and general acts of aggression may also be relatively infrequent. Nevertheless, in study of 1,659 convicted murderers in Texas, with an average time at

risk of 22 months, Sorensen and Cunningham (2007, Table 4, p. 550) reported that the percentage of male offenders who subsequently committed *potentially violent acts*, *assaultive violations*, and *assaults resulting in serious injuries*, was 27.3, 8.3, and 2.4, respectively. Among those convicted of homicide, murder, or capital murder, 27.7% subsequently committed an assaultive violation, and 7.5% committed assaults resulting in serious injuries. If we do not confine serious assaults to murder, these findings indicate that the prevalence of institutional violence by sentenced murderers is far from trivial.

In some cases, persons with elevated psychopathic traits can be managed or can manage themselves at times (Klein-Haneveld et al., 2018). Still, persons with high PCL scores are more likely to be violent and to cause problems than people low on PCL measures (Patrick, 2018). The tighter the security, the lower the level of violence. Even so, the PCL scales predict institutional violence in tightly controlled (maximum security) settings. These considerations are a far cry from the "proof of absence" claimed by the GA (DeMatteo et al., 2020, pp. 6, 37). To further demonstrate the link between institutional violence and psychopathy, we provide new analyses of currently unpublished data (Neumann & Baskin-Sommers, 2019) within a modern latent variable modeling framework. These model analyses in combination with our meta-analytic findings strongly challenge the GA's proof of absence claim.

An Illustration

Precision, as we suggest, can be grounded in the concept of reliability. In particular, 'true' score variance is more readily approximated via latent variable approaches, such as structural equation modeling (SEM), given that error variance is modeled separately from common factor variance (Seara-Cardoso et al., 2019; Yang & Green, 2011). Thus, SEM provides precise estimates of effect sizes, given that true score variance is not confounded with error variance. Moreover, SEMs can be used to model a system of inter-related variables and therefore provide a robust context beyond the simple question of how strongly "X" (e.g., PCL-R) is associated with "Y" (e.g., violence). At the same time, variable-centered approaches, such as SEM, only provide information about variables because they involve scores (e.g., traits) aggregated across groups of individuals (Neumann et al., 2016). Person-centered approaches, such as latent profile analysis (LPA), provide information about individuals. For instance, LPA has been used to uncover subtypes of individuals with distinct psychopathic trait profiles and how the subtypes differ across critical external correlates (Hare, Neumann, & Mokros, 2018; Mokros et al., 2015;

Mokros, Hollerbach, & Eher, 2020; Neumann, Vitacco, Mokros, 2016; Olver, Sewall, Sarty, Lewis, & Wong, 2015), including violent behavior (Krstic et al., 2017). Thus, LPA can be used to obtain information about persons who differ in the PCL-R subtype profile and then determine how they differ in risk. Latent variable- and person-centered approaches used together can provide valuable information about variables and persons, respectively, each offering unique viewpoints on the link between psychopathic propensities and risk for institutional violence.

The data presented here are from 385 male offenders in a maximum-security facility (Neumann & Baskin-Sommers, 2019). Offender mean age was 32.44 ($sd = 9.83$), and 58% of the sample was non-White. The mean number of years at the current facility was 5.70 ($sd = 6.20$). The number of previous violent and non-violent crimes, respectively, was 2.16 ($sd = 1.10$) and 2.93 ($sd = 1.75$). The mean PCL-R score was 23.49 ($sd = 6.54$) and 18.7% rated at 30 or above. The ICC inter-rater reliabilities for total and factor scores were .98-.99 (for 17% of the sample). We used the SEM and LPA approaches as in our previous research for the current illustration (Krstic et al., 2017). For our SEM, we included several covariates (age, years in the facility, previous violence, youth conduct disorder symptoms) to provide a robust test of the predictive capacity of the PCL-R factors. Also, to highlight the narrowness of the GA's approach to delineating 'serious' institutional violence, we modeled an institutional disciplinary reports (DRs) latent variable (LV) that included violence against persons, security violations, and other institutional DRs.

Model fit for the SEM was adequate ($CFI = .90$, $RMSEA = .08$) and accounted for 35% of the DR LV variance. As can be seen in Figure 1, PCL-R Factor 1 was a significant predictor of the DR LV, along with age, and years in the facility. The Factor 1 prediction parameter ($beta = .45$) was larger than the meta-analytic results presented in this commentary, as would be expected when controlling for measurement error. Noteworthy was that Factor 2 was not a significant predictor, which is not surprising, given the antisocial nature of the sample. Finally, all of the DR indicators had strong and significant factor loadings, but the strongest indicator involved violence against persons. As such, it would be a mistake to narrow one's perspective to only violence against persons when thinking about institutional violence. The SEM results highlight the broad risk that psychopathic traits portend.

To examine institutional violence risk among individuals who vary in their psychopathic propensities, we conducted LPA using mean item PCL-R facet scores and then validated the

subtypes using violence against persons and security violation DRs. A 3-class LPA solution was optimal given a significant LMR LRT between the 2- and 3-class solutions ($p < .001$), a non-significant result for the 4-class solution ($p = .18$), and trivial difference in BIC between the 3- and 4-class solutions (1618 vs. 1613, respectively). Moreover, the 3-class model had excellent classification accuracy (.89). Figure 2 shows the 3-class results, with 47% of the sample evidencing a prototypic psychopathy profile (elevations on all four PCL-R facets), 39% an externalizing profile (elevated F2), and 14% of the subtypes reflecting a general offender profile (low on all facets). The subtypes did not differ in age ($p = .39$) or race ($p = .07$). Also, the prototypic and externalizing subtypes did not differ in years incarcerated ($p = .35$). Figure 3 shows the PCL-R total score by subtype. The prototypic subtype had a mean PCL-R of 28.37 ($sd = 3.7$), well within the 3-point standard error for the conventional cut-off of 30. Figure 4 displays the most telling set of results. Concerning violence against persons, both the prototypic and externalizing subtypes had significantly more DRs than the general offenders, but the prototypic produced the stronger effect size ($d = .63$) compared to the externalizing subtype (.51). Also, only the prototypic subtype differed from the general offender subtype for security DRs, signifying the broad risk of prototypically psychopathic individuals.³ Finally, a synthesis of the SEM and LPA results indicates that it is Factor 1 traits that differentiated the externalizing from prototypic variants and augmented risk for institutional violence. These results clearly challenge the GA's assertion of "proof of absence."

Field Reliability of the PCL Scales

The SoC did not define the threshold for acceptable reliability of a structured forensic assessment measure to be employed in high stakes psycholegal contexts. The GA is concerned that PCL-R scores have the potential for lack of "probative value or, worse, have a prejudicial impact" that is "due to their imperfect interrater reliability" (which is, of course, a concern in any evaluation; DeMatteo et al., 2020, p. 15). Our concern about such an extreme statement is when did less than "perfect" reliability become the threshold for an unacceptable margin of rater error? Do all other measures have "perfect" reliability? Is the PCL-R or its derivatives any less "perfect"? As a side note, the GA also appear to privilege the Koo and Li (2016) intraclass

³ When selecting cases at or above 30 on the PCL-R total score, versus those below, the elevated cases had significantly more DRs against persons ($p < .006$), but not so for security DRs ($p = .07$), thus attesting to the strength of using PCL-R facet profiles to assess individuals for institutional risk.

correlation coefficient (ICC) interpretation guidelines, the most conservative, above that of other established guidelines, such as Landis and Koch (1977), Cicchetti and Sparrow (1981), and Fleiss et al. (2003). Koo and Li define .75 to .90 as “good” and .91 to 1.0 as “excellent” while earlier guidelines tend to define “excellent” as .75 and higher, and good .60 to .74, or substantial as .60-.80, or fair to good as .40 to .74.

The SoC cited field reliability research to demonstrate that interrater reliability (IRR) is often weak, particularly for the interpersonal and affective features of the PCL scales, when completed in adversarial contexts by independent raters (Boccaccini et al., 2008, 2014; Murrie et al., 2009; Miller et al., 2012). But this is not always the case, and there are uncited studies or nuanced findings within the cited works that show strong interrater agreement with the PCL-R in field settings.

To examine the GA's assertions empirically, we conducted a fixed-effects meta-analysis of PCL-R total scores of published and unpublished field reliability studies that featured two or more PCL-R ratings completed by independent evaluators. We excluded studies that featured evaluations completed by trained student raters (e.g., graduate student rating ICCs from Ruffino et al., 2012) or ratings from archival documents under structured conditions in a research setting, many of which report good to excellent interrater reliability (i.e., $ICC \geq .75$; Cicchetti & Sparrow, 1981; Fleiss et al., 2003; Harris, Rice, & Cormier, 2013).⁴ We obtained 16 independent evaluations, most of which reported the intraclass correlation coefficient absolute agreement single rater (ICC_{A1}). We culled studies from (a) a review of the SoC sources, (b) reviews of PCL-R reliability (e.g., Dåderman & Hellström, 2018); and (c) an online literature search of

⁴ Harris et al. (2013) highlighted that PCL-R scores might be more reliable and valid when obtained from extensive file-reviews alone than from interviews plus file reviews. The reason is that highly psychopathic individuals are skilled in the use of positive impression management (PIM), and may be able to manipulate an interviewer into assigning a lowered score. Gillard and Rogers (2015) reported that male jail detainees with a moderate to high Factor 1 score were much more successful at using PIM to conceal antisocial behavior and to reduce their scores on several risk instruments, including the HCR-20. The authors noted, "Across all offenders, the HCR-20 was found to be *highly vulnerable to positive impression management*... All HCR-20 subscales followed the same basic pattern and were vulnerable to [PIM]; an especially large effect [was] found for the Historical scale with its larger number of items" (p. 109; italics added). In their large meta-analysis, Leistico et al. (2008, p. 35) reported that the ES predicting antisocial behavior was larger for studies that scored the PCL scales from file information ($d = 0.60$) than for studies that used interviews and file data ($d = 0.52$). They advised researchers and clinicians to be cautious in interpreting the “limited predictability of F1 scores... which are likely associated with duping the system and escaping documentation of antisocial conduct” (p. 40).

PsycINFO, ProQuest Dissertations and Theses, and Google Scholar featuring the search terms “PCL” and “field reliability.”

Given that a thorough analysis including the PCL-R factor scores and moderators that affect rater agreement is beyond the scope of our commentary, we limited the meta-analysis to the interrater agreement on the overall sampling of cases in the study. It is noteworthy that the ICC values here were often lower than when other moderators, such as rater training (e.g., Boccaccini et al., 2014), or ratings completed for the same legal side (e.g., Murrie et al., 2009), were considered. These, to our knowledge, were also non-overlapping samples. When a study with a larger sample (e.g., Ruffino et al., 2012; Edens et al., 2015) subsumed the same cases of a smaller sample (e.g., Murrie et al., 2009; Edens et al., 2016), the study with the larger sample (which usually had lower IRR) was employed. Moreover, one study which had range restriction of preselected cases (i.e., all scores above 25; Edens et al., 2010), ES were aggregated with and without the correction for attenuation. Thus, these present meta-analytic findings are a very conservative estimate of the PCL-R’s field reliability in criminal justice settings.

As seen in Table 4, all of the US examinations featured Sexual Violent Predator (SVP) civil commitment samples from one or more of the 21 jurisdictions that employ the statute. All studies were published or reported in the mid-2000s to late 2010s. The overall ICC_{A1} was .70 across 15 independent studies. The large Q and I^2 values indicate substantial ES heterogeneity, and the conventional thresholds dubbed the ICCs “good” by conventional thresholds or “moderate” (Koo & Li, 2016). One obvious result was that the country in which the conduct of the evaluations mattered, with ICC_{A1} magnitudes of .83 (Canadian), .67 (European), and .65 (US). Although this reduced the Q and I^2 values by some margin, substantial heterogeneity remained. The Canadian ES did not overlap with the other jurisdictions, demonstrating these to be from a different population of ES. And even within jurisdictions, the large Q and I^2 values showed that the IRRs ranged from “poor” to “good” to “excellent.” In two studies that used Pearson r , which approximates the ICC consistency agreement (Edens et al., 2010), the resulting ESs were substantively the same. So, good field reliability with the PCL scales can and does happen. Moreover, we note that even when field reliability is low, it can be improved. Boccaccini et al. (2014) importantly demonstrated that completion of formal PCL training from an authorized trainer, improved reliability. Specifically, they found about 32% of the variance in ICC values was accounted for by rater disagreement (as opposed to variability in PCL-R scores), but found

that this decreased to 20% among raters (i.e., up to 80% of variability may be due to differences on the trait measured) who reported having received training from an authorized trainer.

 Table 4 about here

Further, field reliability is slightly to substantially lower for instruments other than the PCL-R, such as the VRAG ($ICC_{A1} = .66$, $r = .76$ corrected for range restriction, Edens et al., 2016), Static-99 ($ICC_{A1} = .61$; Boccaccini et al., 2009; $ICC_{A1} = .62$; Murrie et al., 2009) and Minnesota Sex Offender Screening Tool (MnSOST; $ICC_{A1} = .68$; Boccaccini et al., 2009; $ICC_{A1} = .44$; Murrie et al., 2009). These supposedly are *objective* static actuarial tools that do not require an interview. It is worth noting, however, that these are “high stakes” evaluation contexts, such as Dangerous Offender (DO; Canada) and SVP hearings, where adversarial allegiance may be most prevalent and where the sampling of cases is not routine or representative. To this end, Boccaccini et al. (2014) found that independent ratings could have good field reliability for the Static-99 in two large routine correctional samples (Texas, $N = 600$, $ICC_{A1} = .79$; New Jersey, $N = 135$, $ICC_{A1} = .88$).

Adversarial allegiance is a genuine issue, and it may be one mechanism behind reduces field reliability, not only for the PCL scales but also for other instruments, including the Static-99 and the MnSOST, each associated with relatively high scores by the prosecuting side. For instance, in a sample of SVP evaluatees, Murrie et al., 2009) found similar discrepancies between opposing sides of upwards of three-quarters of an *SD* for the PCL-R ($d = .78$) and the MnSOST ($d = .85$). Although the Static-99R showed less allegiance effect, still, there was a one-third *SD* higher score ($d = .34$) for the prosecuting than for the defense side. It is sobering to see that allegiance effects appear to be endemic to adversarial settings, regardless of the measure employed.

Finally, on the topic of reliability, it is worth noting that in the DSM-5 field trials, the PCL-R and psychopathy diagnoses had better reliability than Antisocial Personality Disorder (ASPD; $Kappa = .22$; Freedman et al., 2013). Yet, the courts frequently permit ASPD diagnosis as evidence in psycholegal matters, but, inexplicably, the SoC does not allude to this anomaly!

Additional Arguments and Evidence

The “Mid-2000s” Psychometric Decline?

There is no evidence that since the mid-2000s that there was a sudden dropping off point that is almost taxonomic in nature, where all the predictive validity and interrater reliability data began to turn up null findings that repudiated past efforts—Don Andrews and James Bonta (1994) called this knowledge destruction. A thorough and balanced review of the literature hardly supports "proof of absence" and suggests the contrary. The irony is, all the meta-analyses that supposedly provide a "proof of absence" that cited by the SoC, published between 2003 and 2008, were all based on the very works of literature accumulated during the period when things were supposedly rosy (i.e., around or before 2005 or whatever "mid-2000s" represents). In contrast, the results of updated meta-analyses (e.g., here and Hogan & Ennis, 2010) have been consistent in upholding previous findings. Recent field reliability studies have also demonstrated this, and as would be expected, as have controlled investigations using quality information sources and well-trained raters (e.g., Blais, Forth, & Hare, 2017; Harris et al., 2013; Ruffino et al., 2012).

Is PCL Field Reliability Invariably and Inexorably Poor?

Our review of the research shows that high interrater reliability findings are generated from trained raters using high quality and consistent information. We are at a loss as to why some might view this as unexpected or undesirable. Field reliability research shows that when information quality and consistency and rater training are unknown, reliability is weaker. As noted in our review, Boccaccini et al. (2014) found that having received formal PCL training from authorized trainers resulted in reduced rater variance and improved rater agreement. Okay, but it is disturbing that 3 of 14 raters had never actually received formal training but were doing high stakes evaluations in Texas.

Moreover, we accept that field reliability often is, but not inexorably, not as high as it is in research contexts. As noted in our updated meta-analysis of interrater reliability, there are field reliability studies that show good agreement (some quite substantial) for the PCL measures. The SoC does not mention these studies. That field reliability may be lower than research reliability is not unique to the PCL-R, but has been found for other tools, including the Static-99 and MnSOST (Boccaccini et al., 2009; Edens et al., 2016; Murrie et al., 2009). We argue, though, that the problem of weaker field reliability is an issue of rater training, information quality and

consistency, rater drift, and allegiance effects. We can, and should, address these contributions to measurement error, which are not unique to the PCL-R.

Is Adversarial Allegiance a Problem that Uniquely Affects the PCL Scales?

We acknowledge that adversarial allegiance does exist and that it can be a significant problem. Fortunately, this does not always happen; Edens et al. (2016) did not find evidence of it in a Canadian DO study (which generated PCL-R $ICC_{AI} = .82$, $n = 36$, a subset from Edens et al., 2015), for which they suggest “it is possible if not likely that many experts were appointed by the court rather than retained by prosecutors or defense counsel” (p. 1547). As noted above, when adversarial allegiance effects occur, they affect other tools as well (e.g., Murrie et al., 2009), not just the PCL-R. We suggest that instead of focusing on banning specific instruments whose use has demonstrated adversarial allegiance, we should take steps to try to manage or minimize adversarial effects.⁵

We Can Apply Group Data to the Individual Case

The notion that one can never use group data and apply it to the individual case, given the unwieldy margins of error, as succinctly summarized Monahan and Skeem (2016), is a “canard” (p. 505). They cite, with appropriate documentation, that group data routinely are used to make probabilistic statements ranging anywhere from the weather (e.g., a 70% chance of precipitation) to inform insurance rates for individual cases by insurance adjusters. Precision is hardly required for risk assessments to be informative, regardless of whether the PCL-R is involved. Statisticians have noted in this regard that the “technical statistical arguments against actuarial risk estimation are simply fallacious” (Imrey & Dawid, 2015, p. 40). Instead, if structured measures can reliably

⁵ Though seldom discussed, *The California Death Penalty Manual, Volume III* (California Attorneys for Criminal Justice, and California Public Defenders Association, 1998) reprinted the 1991 *PCL-R Interview Schedule*. It provided advice on how defense counsel should handle the PCL-R in sentencing hearings. Briefly, counsel should use the Interview Schedule to determine what sort of PCL-R score the defendant (client) might receive and to decide whether or not to have a defense expert complete a formal assessment. “Obviously, If the answers to these types of [Interview] questions are damaging, then the mental health [prosecution] expert should not be exposed to the interview contents, the PCL-R should not be given, and the client should be prepared carefully for any prosecution expert who wants to ask the same questions. On the other hand, if the interview and other collateral information suggest the client might obtain a favorable score on the PCL-R, then counsel, after careful consultation with the defense expert, might decide to have the defense expert administer the test and *thereby rule out psychopathy*” (p. 108; italics added). Should the prosecution expert give the client a high PCL-R score, the Manual recommends, among other things, that the defense counsel introduce other diagnoses as mitigating factors, and to use Cunningham’s articles to argue that the PCL-R is not valid with ethnic minorities, females, and adolescents.

distinguish individuals with higher vs. lower probabilities of violence, this can be useful for case planning, sentencing, release decisions and efforts at violence prevention. The LPA results presented above clearly show the increased risk for institutional violence among prototypic versus externalizing subtypes relative to general offenders.

One type of opinion leveled against the PCL-R as an indicator of high-risk offenders is grounded in the circular argument that there was no sizable association with recidivism risk within so-called high-risk offenders identified by high PCL-R scores in the first place (Coid, Ullrich, & Kallis, 2013). Psychometrics long has known that reductions in variance lead to pronounced decreases in correlation. Gulliksen (1950, p. 138) wrote 70 years ago that the fact that an equation on validity depends on restrictions in variance "was first derived by Pearson (1903a). It has also been presented by Kelley (1923c), Holzinger (1928), Thurstone (1931a), Thorndike (1947), Crawford and Burnham (1932), and others." We illustrate the point with the following. Let us assume that the total score on a screening questionnaire for anorexia had a sizable negative association with daily calorie intake in a non-elected community sample. If we used the same questionnaire with a sample of inpatients with anorexia from an eating disorders clinic, this association would likely vanish because there is little variance in both the independent variable (test score) and the dependent variable (daily calorie intake) in this select sample. The differences among the patients would likely be unsystematic. Goodman and Leech (2006) provide a numerical example. Hence, as Buchanan (2014) convincingly showed, it is no surprise that Coid et al. (2013) found no sizable association with re-offending for a risk assessment instrument (the HCR-20 Version 2; Webster, Douglas, Eaves, & Hart, 1997) within a subsample of highly-psychopathic offenders. On the other hand, if a person-centered approach like LPA was employed, there is a good chance of finding gradations of difference across cases and thus demonstrating valid links between IV and DV.

Moreover, an argument raised against the use of the PCL-R as an indicator of risk for individual cases puts the axe to the roots of psychological assessment. If it were true that predictions about the behavior of individuals were fraught with such uncertainty as to be nearly useless, scholastic aptitude tests, vocational counseling, personnel selection based on achievement scores, and all other areas of applied psychology would be a forlorn enterprise. At best, psychological assessment would be a waste of time and resources; at worst, it would be a detriment to society.

In itself, questioning the epistemological foundations of psychological assessment, in general, is not an argument that the claim (we cannot apply group data to individual cases) is incorrect. Still, it shows that the reasoning put forward by its proponents ought to be very sound. Therefore, let us have a look at their argument in detail. In the article spawning the debate, Hart, Michie, and Cooke (2007) applied a formula that would be appropriate for estimating *confidence intervals* in sample data to the individual case (i.e., inserting $n = 1$) and noticed exceedingly large margins of error. Hart et al. (2007) concluded the following on the use of actuarial risk assessment instruments (ARAI): "At worst, they [i.e., the findings] suggest that professionals should avoid using ARAIs altogether, as the predictive accuracy of these tests may be too low to support their use when making high-stakes decisions about individuals. Low predictive accuracy not only makes reliance on ARAIs ethically problematic, but it also means that they may not meet legal standards for the admissibility of expert or scientific evidence." (p. s64)

Several scholars replied to Hart et al. (2007), including Hanson and Howard (2010), as well as Harris, Rice, and Quinsey (2008). Indeed, Mossman wrote that the method chosen by Hart et al. (2007) "pile[s] nonsense on top of meaninglessness" (Mossman & Sellke, 2008, p. 561). The criticism did not, however, deter Cooke and Michie (2010) from reiterating the assertion that group data were inapplicable to individual cases, now focusing on the PCL-R and deriving *prediction intervals* instead of confidence intervals. Based on the exceedingly wide intervals that they purportedly found and citing the previous article by Hart et al. (2007), Cooke and Michie (2010) concluded: "Statistical predictions about individuals will always be poor (Hart et al., 2007)."

Scurich and John (2012) comprehensively critiqued both kinds of assertions (i.e., wide margins of error in confidence intervals and prediction intervals). First, Scurich and John made clear that "... prediction intervals only apply when a continuous random variable can represent the observations. There is no reasonable interpretation of a prediction interval when the outcome is binary, for there is no purpose in creating intervals around discrete random variables" (p. 240). In other words, there is no meaningful interpretation for prediction intervals around the possible outcomes of re-offending (numerical value: 1) and law-abiding behavior (numerical value: 0) which are not continuous variables (unlike the binomial parameter \hat{p} which conveys the proportion of recidivists in a given sample). As Scurich and John continue to elucidate, prediction intervals are about the next observed value to be expected (i.e., 0 or 1 in our case –

intervals around which would be meaningless), not about the parameters of a distribution (which would be a case for a confidence interval).

Secondly, Scurich and John (2012) explained why the notion of a confidence interval, as applied to a single case, was a misnomer. Confidence intervals indicate the range based on a sample parameter estimate \hat{p} in which the true population parameter π will be situated with a given probability. Thus, a confidence interval applies to a *sample*, not to the individual case.

Instead, according to Scurich and John (2012), one would need to invoke the Bayesian concept of the *credible interval* to gauge how uncertain an individual score is. The use of the Bayesian credible interval, however, necessitates an assumption on plausibility before acknowledging the data of the individual case. In this sense, the credible interval is derived from a posterior distribution that is obtained through (a) a prior distribution conveying general knowledge (e.g., concerning the relative rate of recidivists in a given time within a suitable comparison sample), and (b) the discriminatory power of the psychometric instrument in separating recidivists from non-recidivists (i.e., the likelihood ratio). Ironically, if using a non-informative prior (like the Jeffreys prior), the Bayesian credible interval may look very similar numerically to a frequentist confidence interval, as Scurich and John pointed out. Using a Jeffreys prior and based on a meta-analysis of recidivism studies, Mokros, Vohs, and Habermeyer (2014) reported a 95%-Bayesian credible interval at a PCL-R score of 25 ranging from 38% to 50% – a margin that is clearly much narrower than the so-called confidence intervals (based on $n = 1$) reported by Hart et al. (2007) for two ARAIs or the so-called prediction intervals provided by Cooke and Michie (2010) for the PCL-R.⁶

Misuse of the PCL Scales

Any tool can be misused, unfortunately, and we would suggest that this is not a reason to abandon the PCL scales in high stakes psycholegal evaluations. Attributing poor and unethical use of an instrument to its psychometric properties only serves to fuel "pseudo-debates" and "apparent controversies" (Smith et al., 2020). In such instances, failure to consider the context of

⁶ Hart and Cooke (2013) reiterated the claims from their earlier publication (Hart et al., 2007; Cooke & Michie, 2010). In the meantime (and regardless of the methodological and conceptual flaws in their argument) the assertions of Hart et al. (2007), Cooke and Michie (2010), and Hart and Cooke (2013) have found their way into legal textbooks and are reiterated in the target article (see statement #23 in Appendix A). The reader who would like to read further on single-case assessments from group data involving Bayesian credible intervals should peruse Mossman (2015) instead.

the discussion of issues can serve to create plausible-sounding arguments (e.g., straw person arguments) that, in actuality, are conceptually flawed (Smith et al., 2020). By comparison, sadly, IQ testing has an ignoble history in North America, ranging from the forced sterilization of residential school children to the deportation of US immigrants. But it has not, and should not, be discontinued, because IQ testing(a) is a powerful tool that can be used as much for good (e.g., identification of children in need of special services, or supports, such as Binet's original motivation for development of the Binet-Simon scales); (b) has guidelines for its and other psychoeducational testing's responsible use that maximizes positive minimizes harmful effects (e.g., Standards for Educational and Psychological Testing, 2014); and (c) should never be used in isolation. IQ testing is often coupled with a measure of academic achievement, or even a measure of adaptive functioning, to inform services and accommodations for children and adults. As we highlight in the conclusion, the PCL scales have many useful applications to aid decision-makers and case planning.

Conclusions on Use of the PCL Measures in the Assessment of Risk for Institutional Violence in Psycholegal Evaluations

In summary, our major points of contention with the SoC are as follows:

1. The PCL-R, like other well-established assessment tools, is subject to misuse in clinical/forensic assessments; however, singling it out and discarding it does nothing to solve the problem.
2. Rejection of empirically validated assessment tools for guiding clinical/forensic decisions, whether because of potential misuse or a misguided rejection of using group data to inform individual decisions, is essentially a rejection of science.
3. The GA's review and synopsis of the predictive validity of the PCL-R for institutional violence were selective, unnuanced, inaccurate, and incomplete. Evidence from meta-meta-analysis and an updated quantitative review demonstrates that the PCL scales evidence broadly moderate level predictive accuracy for institutional violence that is on par with the level of accuracy of purpose-built risk tools.
4. The GA's review and synopsis of the field reliability of the PCL-R were similarly selective, unnuanced, and incomplete. Fuller examination of the inter-rater reliability of PCL-R scores conducted in the field demonstrates that the PCL-R can be a reliable measure of psychopathy, even in adversarial contexts.

5. The GA did not provide adaptive solutions for ethical and evidence-informed assessments of risk in capital sentencing and other psycholegal contexts

What does this all mean? Unfortunately, it appears to us that the GA used the PCL-R as a red herring to obscure other legislative, systemic, and evaluator/rating issues contributing to adverse decisions made about clientele in capital sentencing contexts. Blaming the PCL-R or related measures does nothing to fix these fundamental issues. Unfortunately, the SoC did not include guidance on how to address the problem, nor did it provide viable alternatives (but see footnote 1). Absent of recommendations, readers may walk away, concluding that we should use nothing to assess risk for "serious" institutional violence, mainly because the PCL-R and risk tools have much the same predictive value. Instead, we suggest that the PCL-R (and its derivatives) can and should be part of a comprehensive violence risk assessment. We recommend the following for PCL-R users in psycholegal evaluations:

1. Do not make life or death recommendations or decisions about an individual based solely on the PCL-R or on any single test or procedure.
2. Refrain from using harmful or stigmatizing labels such as "psychopath," especially as psychopathy is a dimensional construct, with percentile ranks available.
3. An authorized PCL-R/PCL: SV trainer should train all evaluators to a high standard, emphasizing that proper scoring requires the unbiased use of extensive, high-quality information.
4. The PCL-R should be used with other psychometric measures of risk, need, responsivity, and psychological functioning.
5. Evaluations and statements of risk should be qualified, contextualized, and informative for decision-makers and those charged with risk management and prevention of violence. This is particularly critical, given the low base rates of serious violence (especially in tightly controlled environments), the dynamic nature of risk (Douglas & Skeem, 2005), and emerging evidence to support the treatability of high PCL scoring men (e.g., Caldwell, 2013; Salekin, Worely, & Grimes, 2010; Wong, Gordon, Lewis, Gu, & Olver, 2012).
6. As follows from #4, PCL information should be integrated with data from risk assessment tools to yield comprehensive appraisals of risk to inform risk management and violence prevention efforts.

7. Follow practice guidelines on forensic assessment such as Heilbrun, DeMatteo, Holiday, and LaDuke (2014), Heilbrun (2006), and Dvoskin, Skeem, Novaco, and Douglas (2012) among other authoritative works on violence risk assessment and management. Become familiar with the literature on adversarial allegiance and field reliability, and seek out further training, consultation, or guidance to mitigate its impact.

Returning to the opening quotation, we refer readers to the review by Heilbrun et al. (2017) of instruments used in evaluations of risk for violence, including the PCL-R and the PCL: SV (described as actuarial), the HCR-20, the Sexual Violence Risk-20 (SVR-20), the Violence Risk Appraisal Guide (VRAG), the Static-99, the Level of Service Inventory-Revised (LSI-R), and the Lifestyle Criminality Screening Form (LCSF). To repeat, the authors stated, "Risk assessment is relevant in criminal contexts such as *capital sentencing*, criminal responsibility, and commitment of sexually violent predators" (p. 116, emphasis added here and below). They also noted that "actuarial and structured professional judgment approaches [including the PCL-R and PCL: SV] are substantially equivalent in their predictive accuracy" (p. 124). Further, the use of a "specialized measure of risk like those reviewed in this article [which includes the PCL-R and the PCL: SV] *is strongly indicated*. They provide empirical scientific support to this kind of expert evidence that is clearly useful and even compelled under Daubert" (p. 125). We leave it the reader to determine how this perspective from a member of the GA squares with the content of the SoC, to which he contributed.

References

- Abbiati, M., Palix, J., Gasser, J., & Moulin, V. (2019). Predicting physically violent misconduct in prison: A comparison of four risk assessment instruments. *Behavioural Sciences and the Law*, 37, 61-77. doi: 10.1002/bsl.2364
- Andrews, D. A., & Bonta, J. (1994-2010). *The psychology of criminal conduct* (1st to 5th Ed.). Cincinnati, OH: Anderson Publishing.
- Aspinwall, L. G., Brown, T. R., & Tabery, J. (2012). The double-edged sword: Does biomechanism increase or decrease judges' sentencing of psychopaths? *Science*, 337, 846-849. doi:10.1126/science.1219569
- Babchishin, K. M., & Helmus, L. M. (2016). The influence of base rates on correlations: An evaluation of proposed alternative effect sizes with real-world data. *Behavior Research Methods*, 48, 1021-1031. doi:10.3758/s13428-015-0627-7
- Blais, J., Forth, A. & Hare, R. D. (2017). Examining the interrater reliability of the Hare Psychopathy Checklist-Revised Across a Large Sample of Trained Raters. *Psychological Assessment*, 29, 762-775. doi: org/10.1037/pas0000455
- Boccaccini, M. T., Turner, D. B., & Murrie, D. C. (2008). Do some evaluators report consistently higher or lower PCL-R scores than others? Findings from a statewide sample of sexually violent predator evaluations. *Psychology, Public Policy, and Law*, 14, 262-283. doi: 10.1037/a0014523
- Boccaccini, M. T., Murrie, D.C., Caperton, J., & Hawes, S. (2009). Field Validity of the Static-99 and MnSOST-R among sex offenders evaluated for civil commitment as sexually violent predators. *Psychology, Public Policy, and Law*, 15, 278-314. doi: 10.1037/a0017232
- Boccaccini, M. T., Turner, D. B., Murrie, D. C., & Rufino, K. A. (2012). Do PCL-R scores from state or defense experts best predict future misconduct among civilly committed sex offenders? *Law and Human Behavior*, 36, 159-169. doi: 10.1037/h0093949
- Boccaccini, M. T., Murrie, D. C., Rufino, K. A., & Gardner, B. O. (2014). Evaluator differences in Psychopathy Checklist—Revised factor and facet scores. *Law and Human Behavior*, 38, 337–345. doi:10.1037/lhb0000069
- Bright, S. B. (2015). Capital punishment: Race, poverty, and disadvantage. Retrieved from <http://campuspress.yale.edu/capitalpunishment/class-3-proportionality-aggravating-circumstances-and-future-dangerousness/>

- Buchanan, A. (2014). Predicting violent offences by released prisoners. *British Journal of Psychiatry*, 204, 240. doi:10.1192/bjp.204.3.240
- Caldwell, M. (2013). Treatment of adolescents with psychopathic features. In K. Kiehl & W. P. Sinnott-Armstrong (Eds.). *Handbook of psychopathy and law*. (pp. 201-228). New York: Oxford University Press
- California Attorneys for Criminal Justice, and California Public Defenders Association (1998). *The California Death Penalty Defense Manual, Vol. III*. Author: Los Angeles and Sacramento, CA.
- Camp, J., P., Skeem, J. L., Barchard, K., Lilienfeld, S. O., & Poythress, N. G. (2013). Psychopathic predators? Getting specific about the relation between psychopathy and violence. *Journal of Consulting and Clinical Psychology*, 81, 467-480. doi: 10.1037/a0031349
- Campbell, M. A., French, S., & Gendreau, P. (2009). The prediction of violence in adult offenders: A meta-analytic comparison of instruments and methods of assessment. *Criminal Justice and Behavior*, 36, 567-590. doi:10.1177/0093854809333610
- Carr, W. A., Eggenberger, M., Crawford, L., & Rotter, M. (2013). Prediction of institutional misconduct among civil psychiatric patients: Evaluating the role of correctional adaptations. *Criminal Justice and Behavior*, 40, 541-550. doi: 10.1177/0093854812456645
- Cicchetti, D. V., & Sparrow, S. A. (1981). Developing criteria for establishing interrater reliability of specific items: Applications to assessment of adaptive behavior. *American Journal of Mental Deficiency*, 86, 127-137.
- Chhetri, P. (2020). Lee Lewis stayed after victims' family demand clemency: "The government is not doing this for me." Retrieved from: meaww.com/court-stayed-the-execution-of-arkansas-family-white-supremacist-1999-killer-daniel-lee-lewis
- Coid, J. W., Ullrich, S., & Kallis, C. (2013). Predicting future violence among individuals with psychopathy. *British Journal of Psychiatry*, 203, 387-388. doi:10.1192/bjp.bp.112.118471
- Cooke, D., & Michie, C. (2010). Limitations of diagnostic precision and predictive utility in the individual case: A challenge for forensic practice. *Law and Human Behavior*, 34, 259-274. doi:10.1007/s10979-009-9176-x

- Cooke, D. J., Michie, C., Hart, S. D., & Hare, R. D. (1999). Evaluating the Screening Version of the Hare Psychopathy Checklist—Revised (PCL: SV): An item response theory analysis. *Psychological Assessment, 11*, 3–13. doi:10.1037/1040-3590.11.1.3
- Cunliffe, T.B., Gacono, C.B., Meloy, J.R., Smith, J.M., Taylor, E.E., & Landry, D. (2012). Psychopathy and the Rorschach: A response to Wood et al. (2010). *Archives of Assessment Psychology, 2*(1), 1-31.
- Cunningham, M. D., & Sorensen, J. R. (2010). Improbable predictions at capital sentencing: Contrasting prison violence outcomes. *Journal of the American Academy of Psychiatry and the Law, 38*, 61–72.
- Dåderman, A. M., & Hellström, A. (2018). Interrater reliability of Psychopathy Checklist-Revised: Results on multiple analysis levels for a sample of patients undergoing forensic psychiatric evaluation. *Criminal Justice and Behavior, 45*, 234-263.
doi:10.1177/0093854817747647
- DeMatteo, D., Hart, S. D., Heilbrun, K., Boccaccini, M. T., Cunningham, M. D., Douglas, K. S. ..., & Reidy, T. J. (2020, in press). Statement of concerned experts on the use of the Hare Psychopathy Checklist-Revised in capital sentencing to assess risk for institutional violence. *Psychology, Public Policy, and Law*.
- Douglas, K. S., & Skeem, J. L. (2005). Violence risk assessment: Getting specific about being dynamic. *Psychology, Public Policy, and Law, 11*, 347–383. doi: 10.1037/1076-8971.11.3.347
- Dvoskin, J. A., Skeem, J. L., Novaco, R. W., & Douglas, K. S. (2012). Using social science to reduce violent offending. New York, NY: Oxford University Press.
- Edens, J. F., & Campbell, J. S. (2007). Identifying youths at risk for institutional misconduct: A meta-analytic investigation of the Psychopathy Checklist measures. *Psychological Services, 4*, 13-27. doi: 10.1037/1541-1559.4.1.13
- Edens, J. F., Boccaccini, M. T., & Johnson, D. W. (2010). Inter-rater reliability of the PCL-R total and factor scores among psychopathic sex offenders: are personality features more

- prone to disagreement than behavioral features? *Behavioral Sciences & the Law*, 28, 106-119. doi:10.1002/bsl.918
- Edens, J. F., Cox, J., Smith, S. T., DeMatteo, D., & Sorman, K. (2015). How reliable are Psychopathy Checklist–Revised scores in Canadian criminal trials? A case law review. *Psychological Assessment*, 27, 447-456. doi:10.1037/pas0000048
- Edens, J. F., Penson, B. N., Ruchensky, J. R., Cox, J., & Smith, S. T. (2016). Interrater reliability of Violence Risk Appraisal Guide scores provided in Canadian criminal proceedings. *Psychological Assessment*, 28, 1543-1549. doi: 10.1037/pas0000278
- Endrass, J., Rossegger, A., Urbaniok, F., Laubacher, A., & Vetter, S. (2008). Predicting violent infractions in a Swiss state penitentiary: A replication study of the PCL-R in a population of sex and violent offenders. *BMC Psychiatry*, 8, 1-7. doi:10.1186/1471-244X-8-74
- Farahany, N. A. (2016). Neuroscience and behavioral genetics in US criminal law: An empirical analysis. *Journal of Law and the Biosciences*, 2, 485–509. doi.org/10.1093/jlb/lsv059
- Fleiss, J. L., Levin, B., & Paik, M. C. (2003). *Statistical methods for rates and proportions* (3rd Ed). New, NY: Wiley.
- Fox, B., & Delisi, M. (2019). Psychopathic killers: A meta-analytic review of the psychopathy-homicide nexus. *Aggression and Violent Behavior*, 44, 67-79. doi.org/10.1016/j.avb.2018.11.005
- Freedman, R., Lewis, D. A., Michels, R., Pine, D. S., Schultz, S. K., Tamminga, C. A. ... & Yager, J. (2013). The initial field trials of DSM-5: New blooms and old thorns. *American Journal of Psychiatry*, 170, 1-5. doi:10.1176/appi.ajp.2012.12091189
- Gillard, N. D., & Rogers, R. (2015). Denial of risk: The effects of positive impression management on risk assessments for psychopathic and nonpsychopathic offenders. *International Journal of Law and Psychiatry*, 42–43, 106–113. doi.org/10.1016/j.ijlp.2015.08.014
- Goodwin, L. D., & Leech, N. L. (2006). Understanding correlation: Factors that affect the size of r . *Journal of Experimental Education*, 74, 251-266. doi:10.3200/JEXE.74.3.249-266

- Grove, W. M., & Meehl, P. E. (1996). Comparative efficiency of informal (subjective, impressionistic) and formal (mechanical, algorithmic) prediction procedures: The clinical-statistical controversy. *Psychology, Public Policy, and Law*, 2, 293-323. doi:10.1037/1076-8971.2.2.293
- Gulliksen, H. (1950). *Theory of mental tests*. Hoboken, NJ: Wiley.
- Guy, L. S., & Douglas, K. S. (2006). Examining the utility of the PCL: SV as a screening measure using competing factor models of psychopathy. *Psychological Assessment*, 18, 225-230. Doi: 10.1037/1040-3590.18.2.225
- Guy, L. S., Edens, J. F., Anthony, C., & Douglas, K. S. (2005). Does psychopathy predict institutional misconduct among adults? A meta-analytic investigation. *Journal of Consulting and Clinical Psychology*, 73, 1056-1064. doi:10.1037/0022-006X.73.6.1056
- Hanson, R. K., & Howard, P. D. (2010). Individual confidence intervals do not inform decision-makers about the accuracy of risk assessment evaluations. *Law and Human Behavior*, 34, 275–281. doi:10.1007/s10979-010-9227-3
- Hare, R. D. (1991). *Manual for the Revised Psychopathy Checklist*. Toronto, ON, Canada: Multi-Health Systems.
- Hare, R. D. (2003). *The Hare Psychopathy Checklist-Revised* (2nd Ed.). Toronto, ON: Multi-Health Systems, Inc.
- Hare, R. D., Neumann, C. S., & Mokros, A. (2018). The PCL-R assessment of psychopathy: Development, structural properties, and new directions. (p. 39-79). In C. Patrick (Ed)), *Handbook of Psychopathy* (2nd Ed). New York: Guilford Press.
- Harris, G. T., Rice, M. E., & Cormier, C. A. (2013). Research and clinical scoring of the Psychopathy Checklist can show good agreement. *Criminal Justice and Behavior*, 40, 1349–1362. doi: 10.1177/0093854813492959
- Harris, G. T., Rice, M. E., & Quinsey, V. L. (2008). Shall evidence-based risk assessment be abandoned? *British Journal of Psychiatry*, 192, 154. doi:10.1192/bjp.192.2.154
- Hart, S. D., Cox, D. N., & Hare, R. D. (1995). *The Hare Psychopathy Checklist: Screening Version* (PCL: SV). Toronto, Ontario, Canada: Multi-Heath Systems.

- Hart, S. D., Michie, C., & Cooke, D. J. (2007). Precision of actuarial risk assessment instruments: Evaluating the 'margins of error' of group v. individual predictions of violence. *British Journal of Psychiatry*, 190 (Suppl 49), s60-s65. doi:10.1192/bjp.190.5.s60
- Hart, S. D., & Cooke, D. J. (2013). Another look at the (im-)precision of individual risk estimates made using actuarial risk assessment instruments. *Behavioral Sciences and the Law*, 31, 81–102. doi:10.1002/bsl.2049
- Heilbrun, K. (2006). *Principles of forensic mental health assessment*. New York, NY: Kluwer.
- Heilbrun, K., DeMatteo, D., Brooks Holiday, S., & LaDuke, C. (2014). *Forensic mental health assessment: A casebook* (2nd Ed.). New York, NY: Oxford.
- Heilbrun, K., Fairfax-Columbo, J., Wagage, S., & Brogan, L. (2017). Risk assessment for future offending: The values and limits of expert evidence at sentencing. *Court Review*, 53, 116-125.
- Higgs, T., Tully, R. J., & Browne, K. D. (2018). Psychometric properties in forensic application of the Screening Version of the Psychopathy Checklist. *International Journal of Offender Therapy and Comparative Criminology*, 62, 1869-1887. doi:10.1177/0306624X17719289
- Hogan, N., & Ennis, L. (2010). Assessing risk for forensic psychiatric inpatient violence: A meta-analysis. *Open Access Journal of Forensic Psychology*, 2, 137-147.
- Hogan, N. R., & Olver, M. E. (2016). Assessing risk for aggression in forensic psychiatric inpatients: An examination of five measures. *Law and Human Behavior*, 40, 233-243. doi:10.1037/lhb0000179.
- Hogan, N. R., & Olver, M. E. (2018). A prospective examination of the predictive validity of five structured instruments in the assessment of inpatient violence risk in a secure forensic hospital setting. *International Journal of Forensic Mental Health*, 17, 122-132. doi: 10.1080/14999013.2018.1431339
- Hogan, N. R., & Olver, M. E. (2019). Static and dynamic assessment of violence risk among discharged forensic patients. *Criminal Justice and Behavior*, 46, 923-938. doi: 10.1177/0093854819846526
- Huchzermeier, C., Bruss, E., Geiger, F., Kernbichler, A., & Aldenhoff, J. (2008). Predictive validity of the Psychopathy Checklist: Screening version for intramural behavior in violent

- offenders—A prospective study at a secure psychiatric hospital in Germany. *Canadian Journal of Psychiatry*, 53, 384-391. doi:10.1177/070674370805300608
- Imrey, P. B., & Dawid, A. P. (2015). A commentary on statistical assessment of violence recidivism risk. *Statistics and Public Policy*, 2, 1-18. doi:10.1080/2330443X.2015.1029338
- Ismail, G., & Looman, J. (2018). Field inter-rater reliability of the Psychopathy Checklist—Revised. *International Journal of Offender Therapy and Comparative Criminology*, 62, 468-481. doi: 10.1177/0306624X16652452.
- Jeandarme, I., Edens, J. F., Habets, P., Bruckers, L., Oei, K., & Bogaerts, S. (2017). PCL-R field validity in prison and hospital settings. *Law and Human Behavior*, 41, 29-43. doi: 10.1037/lhb0000222
- Koo, T. K., & Li, M. Y. (2016). A guideline of selecting and reporting intraclass correlation coefficients for reliability research. *Journal of Chiropractic Medicine*, 15, 155-163. doi:10.1016/j.jcm.2016.02.012
- Klein Haneveld, E., Neumann, C. S., Smid, W., Wever, E., & Kamphuis, J. H. (2018). Treatment responsiveness of replicated psychopathy profiles. *Law and Human Behavior*, 42, 484-495. doi.org/10.1037/lhb0000305
- Krstic, S., Neumann, C. S., Roy, S., Robertson, C. A., Knight, R. A., & Hare, R. D. (2018). Using latent variable-and person-centered approaches to examine the role of psychopathic traits in sex offenders. *Personality Disorders: Theory, Research, and Treatment*, 9, 207.
- Landis, J. R., & Koch, G. G. (1977). The measurement of observer agreement for categorical data. *Biometrics*, 33, 159-174.
- Langton, C. M., Barbaree, H. E., Harkins, L., & Peacock, E. J. (2006). Sex offenders' response to treatment and its association with recidivism as a function of psychopathy. *Sexual Abuse: A Journal of Research and Treatment*, 18, 99-120. doi: 10.1177/107906320601800107
- Lawlor v. Commonwealth*, 738 S.E.2d 847 (Supreme Court of Virginia, 2013)
- Leistico, A. M. R., Salekin, R. T., DeCoster, J., & Rogers, R. (2008). A large-scale meta-analysis relating the Hare measures of psychopathy to antisocial conduct. *Law and Human Behavior*, 32, 28-45. doi:10.1007/s10979-007-9096-6

- Levenson, J. S. (2004). Reliability of Sexual Violent Predator civil commitment criteria in Florida. *Law and Human Behavior*, 28, 357-368. doi: 10.1023/b:lahu.0000039330.22347.ad
- Lloyd, C. D., Clark, H. J., & Forth, A. E. (2010). Psychopathy, expert testimony, and indeterminate sentences: Exploring the relationship between Psychopathy Checklist—Revised testimony and trial outcome in Canada. *Legal and Criminological Psychology*, 15, 323–339. doi: 10.1348/135532509X468432
- Matsushima, Y. (2016). *The inter-rater reliability of the Psychopathy Checklist-Revised in practical field settings*. Unpublished Master's Thesis, Southern Illinois University Carbondale.
- McDermott, B. E., Edens, J.F., Quanbeck, C. D., Busse, D., & Scott, C. (2008). Examining the role of static and dynamic risk factors in the prediction of inpatient violence: Variable- and person-focused analyses. *Law and Human Behavior*, 32, 235-338. doi: 10.1007/s10979-007-9094-8
- Miller, C. S., Kimonis, E. R., Otto, R. K., Kline, S. M., & Wasserman, A. L. (2012). Reliability of risk assessment measures used in sexually violent predator proceedings. *Psychological Assessment*, 24, 944-953. doi:10.1037/a0028411
- Mokros, A., Hare, R. D., Neumann, C. S., Santtila, P., Habermeyer, E., & Nitschke, J. (2015). Variants of psychopathy in adult male offenders: A latent profile analysis. *Journal of Abnormal Psychology*, 124, 372-386. doi.org/10.1037/abn0000042.
- Mokros, A., Hollerbach, P. S., & Eher, R. (2020). Offender subtypes based on psychopathic traits: Results from factor-mixture modeling. *European Journal of Psychological Assessment*. Advance online publication. doi.org/10.1027/1015-5759/a000582
- Mokros, A., Vohs, K., & Habermeyer, E. (2014). Psychopathy and violent reoffending in German-speaking countries: A meta-analysis. *European Journal of Psychological Assessment*, 30, 117-129. doi: 10.1027/1015-5759/a000178
- Monahan, J. & Skeem, J. L. (2016). Risk assessment in criminal sentencing. *Annual Review of Clinical Psychology*, 12, 489-513. doi: 10.1146/annurev-clinpsy-021815-092945
- Morrison, G. S. (2011). Measuring the validity and reliability of forensic likelihood-ratio systems. *Science & Justice*, 51, 91-98. doi:10.1016/j.scijus.2011.03.002

- Morrissey, C., Hogue, T. E., Mooney, P., Lindsay, W. R., Steptoe, L., Taylor, J., & Johnston, S. (2005). Applicability, reliability, and validity of the Psychopathy Checklist-Revised in offenders with intellectual disabilities: Some initial findings. *International Journal of Forensic Mental Health, 4*, 207-220. doi:10.1080/14999013.2005.10471225
- Morrissey, C., Hogue, T., Mooney, P., Allen, C., Johnston, S., Hollin, C., ... & Taylor, J. L. (2007). Predictive validity of the PCL-R in offenders with intellectual disability in a high secure hospital setting: Institutional aggression. *The Journal of Forensic Psychiatry & Psychology, 18*, 1-15. doi:10.1080/08990220601116345
- Mossman, D. (2015). From group data to useful probabilities: The relevance of actuarial risk assessment in individual instances. *Journal of the American Academy of Psychiatry and Law, 43*, 93-102.
- Mossman, D., & Sellke, T. (2007). Correspondence: Avoiding errors about “margins of error”. *British Journal of Psychiatry, 191*, 561. doi:10.1192/bjp.191.6.561
- Murrie, D. C., Boccaccini, M. T., Turner, D. B., Meeks, M., Woods, C., & Tussey, C. (2009). Rater (dis)agreement on risk assessment measures in sexually violent predator proceedings: Evidence of adversarial allegiance in forensic evaluation? *Psychology, Public Policy, and Law, 15*, 19-53. doi:10.1037/a0014897
- Neumann, C. S. & Baskin-Sommers, A. (2019). *PCL-R prediction of institutional violence: Cheshire sample*. Unpublished raw data.
- Neumann, C. S., Vitacco, M. J., & Mokros, A. S. (2016). Using both variable-centered and person-centered approaches to understanding psychopathic personality. In C. B. Gacono (Ed.). *The clinical and forensic assessment of psychopathy: A practitioner's guide* (2nd Ed. pp. 14-31). New York, NY: Routledge.
- Olver, M. E., Azizian, A., D’Orazio, D., & Rokop, J. (2019, November 8). *Institutional behaviors of high psychopathy men in a California SVP program*. Presented at the 38th Annual research and treatment conference, Association for the Treatment of Sexual Abusers, Atlanta, GA.
- Olver, M. E., Sewall, L. A., Sarty, G. E., Lewis, K., & Wong, S. C. P. (2015). A cluster analytic examination and external validation of psychopathic offender subtypes in a multisite sample of Canadian federal offenders. *Journal of Abnormal Psychology, 124*, 355–371. <https://doi.org/10.1037/abn0000038>

- Olver, M. E., Stockdale, K. C., & Wormith, J. S. (2014). Thirty years of research on the Level of Service scales: A meta-analytic examination of predictive accuracy and sources of variability. *Psychological Assessment*, 26, 156-176. doi:10.1037/a0035080
- Patrick, C. J. (Ed.). (2018). *Handbook of psychopathy* (2nd Ed.). New York, NY: Guilford.
- Rommel, R. J., Glenn, A. L., & Cox, J. (2019). Biological evidence regarding psychopathy does not affect mock jury sentencing. *Journal of Personality Disorders*, 33, 164-184. doi:10.1521/pedi_2018_32_337
- Rice, M. E., & Harris, G. T. (2005). Comparing effect sizes in follow-up studies: ROC area, Cohen's d, and r. *Law and Human Behavior*, 29, 615-620. doi:10.1007/s10979-005-6832-7
- Riser, R. E., & Kosson, D. S. (2013). Criminal behavior and cognitive processing in male offenders with antisocial personality disorder with and without comorbid psychopathy. *Personality Disorders: Theory, Research, and Treatment*, 4, 332-340. doi: 10.1037/a0033303
- Rufino, K. A., Boccaccini, M. T., Hawes, S. W., & Murrie, D. C. (2012). When experts disagreed, who was correct? A comparison of PCL–R scores from independent raters and opposing forensic experts. *Law and Human Behavior*, 36, 527–537. doi: 10.1037/h0093988
- Salekin, R., Worley, C. & Grimes, R. (2010). Treatment of psychopathy: A review and brief introduction to the mental model approach for psychopathy. *Behavioral Sciences and the Law*, 28, 235-266. doi: 10.1002/bsl.928
- Seara-Cardoso, A., Queirós, A., Fernandes, E., Coutinho, J., & Neumann, C. (2019). Psychometric properties and construct validity of the short version of the Self-Report Psychopathy Scale in a Southern European sample. *Journal of personality assessment*, Advance online publication. doi:10.1080/00223891.2019.1617297
- Scurich, N., & John, R. S. (2012). A Bayesian approach to the group versus individual prediction controversy in actuarial risk assessment. *Law and Human Behavior*, 36, 237–246. doi:10.1037/h0093973
- Skeem, J. L., & Polaschek, D. L., L. (in press). High risk, not hopeless: Correctional intervention for people at risk for violence. *Marquette Law Review*. Advance online publication.
- Smith, J.M., Gacono, C.B., & Fontan, P., Cunliffe, T.B. & Andronikof, A. (2020). Understanding Rorschach research: Using the Mihura (2019) commentary as a reference. *SIS Journal of Projective Psychology & Mental Health*, 27.

- Smith, J. M., Gacono, C. B., Fontan, P., Taylor, E. E., Cunliffe, T. B., & Andronikof, A. (2018). A scientific critique of Rorschach research: Revisiting Exner's *Issues and Methods in Rorschach Research* (1995). *Rorschachiana*, 39, 180–203. doi:10.1027/1192-5604/a000102
- Sorensen J. R., & Cunningham, M. D. (2007). Operationalizing risk: The influence of measurement choice on the prevalence and correlates of violence among incarcerated murderers. *The Journal of Criminal Justice*, 35, 546–55. doi:10.1016/j.jcrimjus.2007.07.007
- Sturup, J., Edens, J. F., Sorman, K., Karlberg, D., Fredriksson, B., & Kristiansson, M. (2014). Field reliability of the Psychopathy Checklist-Revised among life sentenced prisoners in Sweden. *Law and Human Behavior*, 38, 315–324. doi: 10.1037/lhb0000063
- Umbach, R., Berryessa, C., & Raine, A. (2015). Brain imaging research on psychopathy: Implications for punishment, prediction, and treatment in youth and adults. *Journal of Criminal Justice*, 43, 295–306. doi:10.1016/j.jcrimjus.2015.04.003
- Vitacco, M. J., Van Rybroek, J., Rogstad, J.E., Yahr, L. E., Tomony, J. D., & Saewert, E. (2009). Predicting short-term institutional aggression in forensic patients: A multi-trait method for understanding subtypes of aggression. *Law and Human Behavior*, 33, 308–319. doi:10.1177/0306624X17719289
- Walters, G. D. (1990). *The criminal lifestyle: Patterns of serious criminal conduct*. Newbury Park, CA: Sage.
- Walters, G. D. (2003a). Predicting criminal justice outcomes with the Psychopathy Checklist and Lifestyle Criminality Screening Form: A meta-analytic comparison. *Behavioral Sciences & the Law*, 21, 89–102. doi: 10.1002/bsl.519
- Walters, G. D. (2003b). Predicting institutional adjustment and recidivism with the psychopathy checklist factor scores: A meta-analysis. *Law and Human Behavior*, 27, 541–558. doi: 10.1023/A:1025490207678
- Walters, G. D., & Heilbrun, K. (2010). Violence risk assessment and facet 4 of the Psychopathy Checklist: Predicting institutional and community aggression in two forensic samples. *Assessment*, 17, 259–268. doi:10.1177/1073191109356685
- Walters, G. D., & Mandell, W. (2007). Incremental validity of the Psychological Inventory of Criminal Thinking Styles and Psychopathy Checklist: Screening Version in predicting disciplinary outcome. *Law and Human Behavior*, 31, 141–157. doi:10.1007/s10979-006-9051-y

- Webster, C. D., Douglas, K. S., Eaves, D., & Hart, S. D. (1997). *HCR 20. Assessing Risk for Violence. Version 2*. Burnaby, B.C., Canada: Mental Health, Law and Policy Institute.
- Wong, S. C. P., Gordon, A., Gu, D., Lewis, K., & Olver, M. E. (2012). The effectiveness of violence reduction treatment for psychopathic offenders: Empirical evidence and a treatment model. *International Journal of Forensic Mental Health, 11*, 336-349.
doi:10.1080/14999013.2012.746760
- Yang, Y., & Green, S. B. (2011). Coefficient alpha: A reliability coefficient for the 21st century?. *Journal of Psychoeducational Assessment, 29*(4), 377-392.

Table 1.

Meta-Meta-Analysis of PCL Meta-Analyses in the Prediction of Institutional Outcomes

Study	k	N	Measure	Criterion	Metric	Effect size	d
Walters (2003a)	15	NR	PCL total	Institutional adjustment	<i>r</i>	.27	.54
Walters (2003b)	14	NR	Factor 1	Violent infractions	<i>r</i>	.12	.24
			Factor 2			.22	.44
	16	NR	Factor 1	Institutional adjustment	<i>r</i>	.18	.36
			Factor 2			.27	.54
Guy et al. (2005)	22	3502	PCL total	Physical violence	<i>r</i>	.17	.34
	16	2129	Factor 1			.14	.28
	16	2129	Factor 2			.15	.30
	15	2477	PCL total	Verbal/destruction	<i>r</i>	.26	.52
	9	1073	Factor 1			.20	.40
	9	1073	Factor 2			.24	.48
	31	4483	PCL total	General aggression	<i>r</i>	.23	.46
	22	2786	Factor 1			.15	.30
	22	2786	Factor 2			.20	.40
	38	5381	PCL total	Total/any	<i>r</i>	.29	.58
	25	3219	Factor 1			.21	.42
	25	3219	Factor 2			.27	.54
Edens & Campbell (2007)†	10	1001	PCL total	Physical violence	<i>r</i>	.28	.56
		775	Factor 1			.24	.48
		775	Factor 2			.37	.74
	14	1188	PCL total	Aggression	<i>r</i>	.25	.50
		880	Factor 1			.22	.44
		880	Factor 2			.34	.68
	15	1310	PCL total	Total misconducts	<i>r</i>	.24	.48
		1002	Factor 1			.21	.42
		1002	Factor 2			.28	.56
Leistico et al. (2008)	45	6137	PCL total	Institutional infractions	<i>d</i>	.53	.53
	30	3898	Factor 1		<i>d</i>	.41	.41
	29	3848	Factor 2		<i>d</i>	.51	.51
Campbell et al. (2009)	5	626	PCL-R	Institutional violence	<i>r</i>	.14	.28
	7	504	PCL: SV		<i>r</i>	.22	.44
Hogan & Ennis (2010)	3	254	PCL-R	Forensic inpatient violence	<i>r</i>	.21	.42
	8	827	PCL: SV		<i>r</i>	.26	.52
	12	1313	PCL combined		<i>r</i>	.26	.52

Table 1 cont.

Meta meta-analysis	Grand k	Measure	Criterion	<i>r</i>	<i>d</i>	AUC
	4	PCL Total	Institutional violence	.23	.45	.63
	2	Factor 1		.19	.38	.61
	2	Factor 2		.26	.52	.64
	2	PCL Total	General aggression	.24	.48	.63
	2	Factor 1		.19	.37	.60
	2	Factor 2		.27	.54	.65
	4	PCL Total	Any institutional	.27	.53	.65
	4	Factor 1	problems	.20	.40	.61
	4	Factor 2		.27	.54	.65

Note: NR = not reported; †Features youth samples assessed with variants of the PCL scales.

Table 2.

Summary of New PCL-R/PCL: SV Studies included in Updated Meta-Analysis of Prediction of Institutional Outcomes

Study	N	BR	Sample	Country	Measure	Institutional criterion	Metric	ES	d^{\dagger}	
Abbiati et al. (2019)	52	42%	Prison inmates	Switzerland	PCL-R total	Physical violence	AUC	.78	1.09	
		PCL-R F1				.60		.36		
		PCL-R F2				.82		1.30		
		13%			PCL-R total	Other misconduct	AUC	.65	.55	
		PCL-R F1				.58		.30		
		PCL-R F2				.70		.74		
		37%			PCL-R total	Any misconduct	AUC	.66	.59	
		PCL-R F1				.53		.10		
		PCL-R F2				.76		1.00		
		Boccaccini et al. (2012)			38	-	SVP	USA	PCL-R total	Any misconduct max disagreement
Any misconduct minimum disagreement			.77	1.06						
Camp et al. (2008)	158		8.9%	Prison inmates					USA	PCL-R total
		PCL-R F1				.64	.50			
		PCL-R F2				.61	.40			
		Interpersonal				.67	.62			
		Affective				.57	.25			
		Lifestyle				.64	.50			
		Antisocial				.55	.18			
	83	21.7%	Prison inmates	USA	PCL-R total	Infraction verbal/ physical aggression	AUC	.48	-.07	
					PCL-R F1				.48	-.07
					PCL-R F2				.54	.14
					Interpersonal				.47	-.10
					Affective				.49	-.03
					Lifestyle				.50	.00

Table 2 cont.					Antisocial			.56	.21
Carr et al. (2013)	75	53.3%	Forensic inpatients	USA	PCL: SV total	Incident rate	<i>r</i>	.14	.28
		9.3%				Serious incidents	<i>r</i>	.17	.59
Endgrass et al. (2008)	113	27.4%		Switzerland	PCL-R total	Physical aggression	AUC	.61	.41
					PCL-R F1			.61	.40
					PCL-R F2			.61	.41
		25.6%			PCL-R total	Verbal aggression	AUC	.70	.75
					PCL-R F1			.69	.69
					PCL-R F2			.67	.62
Hogan & Olver, 2016	77	30.4%	Forensic inpatients	Canada	PCL-R total	Aggression	AUC	.63	.47
					PCL-R F1			.60	.37
					PCL-R F2			.65	.55
					Interpersonal			.52	.07
					Affective			.62	.43
					Lifestyle			.63	.47
					Antisocial			.66	.58
Hogan & Olver, 2018	19	52.6%	Forensic inpatients	Canada	PCL-R total	Aggression	AUC	.76	1.00
					PCL-R F1			.68	.67
					PCL-R F2			.74	.91
					Interpersonal			.63	.47
					Affective			.73	.86
					Lifestyle			.83	1.36
					Antisocial			.65	.55

Huchzermeier et al. (2008)	19	-	Forensic inpatients	Germany	PCL:SV	Security incidents	AUC	.84	1.41
McDermott et al. (2008)	108	28%	Forensic inpatients	USA	PCL-R total	Aggression total	AUC	.58	.29
					PCL-R F1			.56	.20
					PCL-R F2			.60	.36
					Interpersonal			.62	.43
					Affective			.49	-.04
					Lifestyle			.58	.29
					Antisocial			.56	.20
		16%			PCL-R total	Aggression staff	AUC	.66	.59
					PCL-R F1			.63	.47
					PCL-R F2			.66	.59
					Interpersonal			.64	.50
					Affective			.55	.18
					Lifestyle			.60	.36
					Antisocial			.64	.50
		22%			PCL-R total	Aggression patients	AUC	.62	.43
					PCL-R F1			.57	.25
					PCL-R F2			.65	.55
					Interpersonal			.65	.55
					Affective			.51	.03
					Lifestyle			.61	.39
					Antisocial			.60	.35
Morrissey et al. (2005)	203	31%	Forensic inpatients with ID	UK	PCL-R total	Physical aggression	<i>r</i>	.18	.40
					PCL-R F1			.05	.11
					PCL-R F2			.26	.58
Morrissey et al. (2007)	60	59.3%	Forensic inpatients with ID	UK	PCL-R total	Interpersonal physical	AUC	.54	.14
					PCL-R F1			.48	-.07
					PCL-R F2			.59	.33
		70%			PCL-R total	Verbal/property	AUC	.49	-.03

					PCL-R F1			.50	.00
					PCL-R F2			.54	.14
Neumann & Baskin-Sommers (2019)	385	46%	Prison inmates	USA	PCL-R total	Violence	AUC	.61	.40
Olver et al. (2019)	119	21.8%	SVP	USA	PCL-R total	Violence	AUC	.64	.50
					PCL-R F1			.52	.07
					PCL-R F2			.65	.55
Vitacco et al. (2009)	152	29%	Forensic inpatients	USA	PCL-R total	Physical	<i>d</i>		.18
					Interpersonal				.03
					Affective				-.08
					Lifestyle				.09
					Antisocial				.47
		53%			PCL-R total	Verbal	<i>d</i>		.44
					Interpersonal				.08
					Affective				.13
					Lifestyle				.48
					Antisocial				.57
					PCL-R total	Any	AUC	.54	.14
					Interpersonal			.50	.00
					Affective			.48	-.07
					Lifestyle			.55	.18
					Antisocial			.64	.50
Walters & Heilbrun (2010)	195	38.5%	Forensic inpatients	USA	Interpersonal	Institutional violence	AUC	.61	.40
					Affective			.59	.32
					Lifestyle			.57	.26
					Antisocial			.63	.47
	185	23.2%	Prison inmates	USA	Interpersonal	Institutional violence		.53	.10
					Affective			.56	.20
					Lifestyle			.57	.26
					Antisocial			.60	.36

Walters & Mandell (2007)	136	11%	Prison inmates	USA	3.2%	Interpersonal	Severe institutional	AUC	.69	.71
					Affective	assaults	.71		.80	
					Lifestyle		.68		.66	
					Antisocial		.78		1.09	
					PCL: SV total	Aggressive incidents	.62		.43	
					Interpersonal		.50		.00	
					Affective		.63		.47	
					Lifestyle		.61		.40	
					22.1%	PCL: SV total	Major incidents		.60	.35
					Interpersonal		.51		.03	
					Affective		.56		.21	
					Lifestyle		.62		.43	
					44.8%	PCL: SV total	Total incidents		.52	.07
					Interpersonal		.43		-.27	
					Affective		.54		.14	
					Lifestyle		.58		.28	

Note: $\dagger d$ values converted from AUC using Rice and Harris (2005) or computed from r adjusting for base rate, using the formula provided.

Table 3.

Updated PCL-R/PCL: SV Meta Analytic Findings of Predictive Validity for Institutional Outcomes Featuring Studies from Post “Mid-2000s” not included in Prior Meta-Analyses

Criterion	PCL measure	k	n	d	95%CI	Q	I ²
Serious violence†	Total	2	343	.62**	.16, 1.08	0.27	0.00
	Factor 1	2	343	.58*	.12, 1.04	0.25	0.00
	Factor 2	2	343	.55*	.09, 1.05	0.88	0.00
	Interpersonal	2	343	.65**	.19, 1.11	0.86	0.00
	Affective	2	343	.42	-.04, .88	0.28	15.70
	Lifestyle	2	343	.55*	.09, 1.01	0.75	0.00
	Antisocial	2	343	.46*	.00, .92	0.07	68.84
Physical aggression	Total	9	1,350	.39***	.27, .51	7.78	0.00
	Factor 1	7	813	.20*	.04, .36	4.05	0.00
	Factor 2	7	813	.52***	.35, .69	7.04	14.82
	Interpersonal	5	798	.27***	.11, .44	5.58	28.27
	Affective	5	798	.15	-.02, .31	3.96	0.00
	Lifestyle	5	798	.25**	.08, .41	1.62	0.00
	Antisocial	5	798	.38***	.21, .54	1.81	0.00
Verbal aggression	Total	4	152	.35**	.13, .56	8.00	62.51
	Factor 1	3	256	.26	-.02, .54	6.14	67.42
	Factor 2	3	256	.34*	.06, .62	2.70	26.00
	Interpersonal	2	235	.03	-.24, .30	0.33	0.00
	Affective	2	235	.09	-.19, .36	0.26	0.00
	Lifestyle	2	235	.34*	.07, .62	2.33	57.03
	Antisocial	2	235	.47***	.18, .75	1.30	22.84
Any aggression	Total	11	1,579	.41***	.29, .53	9.56	0.00
	Factor 1	8	906	.25**	.09, .41	4.42	0.00
	Factor 2	8	907	.55***	.39, .72	7.29	3.95
	Interpersonal	8	1,027	.21**	.06, .35	6.21	0.00
	Affective	8	1,026	.19**	.05, .34	7.85	10.88
	Lifestyle	8	1,028	.29***	.15, .44	4.39	0.00
	Antisocial	7	888	.41***	.26, .56	0.86	0.00
Any misconduct	Total	5	320	.35**	.12, .58	9.38	57.33
Major misconduct	Total	2	211	.40*	.04, .77	0.28	0.00

Note: *** $p \leq .001$, ** $p \leq .01$, * $p \leq .05$ † Facet score effect sizes (ES) were averaged to generate Factor 1, 2, and Total score ES estimates owing to the small k for this criterion. Averaging Facet score ES when Factor and Total score ES were not reported did not change the substantive findings. We do not employ this procedure for other outcomes owing to sufficient k .

Table 4. *Meta-Analysis of Field Reliability Studies for PCL-R Total Scores*

Study	Sample	Country	N pairs	Metric	ES
Boccaccini et al. (2008)	SVP civil commitment evaluatees	USA	22	ICC _{A1}	.47
Boccaccini et al. (2012)†	SVP civil commitment evaluatees	USA	38	ICC _{A1}	.44/.52
Boccaccini et al. (2014)††	SVP civil commitment evaluatees	USA	557	ICC _{A1}	.68
Daderman & Hellstrom (2018)	Forensic psychiatric patients	Sweden	43	ICC _{A1}	.89
DeMatteo et al. (2014)	SVP civil commitment evaluatees	USA	29	ICC _{A1}	.58
Edens et al. (2010)†††	SVP civil commitment evaluatees	USA	20	ICC _{A1} /r	.42/.78
Edens et al. (2015)	Archived Canadian legal cases, majority DO evaluatees	Canada	102	ICC _{A1}	.59
Ismail & Looman (2018)	Treatment referred sexual offenders	Canada	178	ICC _{A1}	.90
Jeandarme et al. (2017)	Belgian NGRI offenders	Belgium	74	ICC _{A1}	.42
Langton et al. (2006)	Treated sexual offenders	Canada	47	r	.81
Levenson (2004)	SVP civil commitment evaluatees	USA	69	ICC _{A1}	.84
Lloyd et al. (2010)††††	DO evaluatees	Canada	24	ICC _{A1}	.71
Matsushima (2016)	General federal offenders	Canada	42	ICC _{A1}	.85
Miller et al. (2012)	SVP civil commitment evaluatees	USA	313	ICC _{A1}	.60
Ruffino et al. (2012)	SVP civil commitment evaluatees	USA	44	ICC _{A1}	.33
Sturup et al. (2014)	Life sentenced prisoners	Sweden	27	ICC _{A1}	.70
Meta-analysis	k	ICC _{A1w}	Q	I ²	
Overall	15	.70 (.67, .72)***	138.66***	89.90	
Canada	4	.83 (.79, .86)***	41.94***	92.85	
Outlier removed	3	.88 (.85, .91)***	7.18*	72.16	
Europe	3	.67 (.57, .75)***	24.38***	91.80	
USA	8	.65 (.61, .68)***	30.17***	76.80	
All IRR					
Overall	16	.70 (.68, .73)***	139.14***	89.22	
Canada	5	.82 (.79, .85)***	42.03***	90.48	
Outlier removed	4	.87 (.84, .90)***	9.63*	68.85	
Europe	3	.67 (.57, .75)***	24.38***	91.80	
USA	8	.65 (.62, .69)***	29.61***	76.36	

Note: *** $p < .001$, * $p < .01$. †We used the midpoint of min ($ICC_{A1} = .52$) vs. max ($ICC_{A1} = .44$) disagreement †† ICC_{A1} extrapolated from ICC variance of .32 accounted for by disagreement between raters (i.e., $1 - .32 = .68$) in order to include the study, although this estimate may be inflated. †††Value also corrected for range restriction as reported by authors due to high sample mean and small SD. Pearson r approximates the ICC_C , which does not consider the magnitude of score differences between raters (Edens et al., 2010). As such, results are reported exclusively with ICC_A and all measures of interrater reliability including or substituting with r . †††† ICC_{A1} value obtained by meta-analysis of three values reported for different pairs of opposing raters. All PCL-R ratings completed by at least two independent evaluators in a field setting. SVP = Sexually Violent Predator; DO = Dangerous Offender; ES = effect size.

Figure 1. Structural equation modeling results: Factor 1 traits predicting institutional risk.

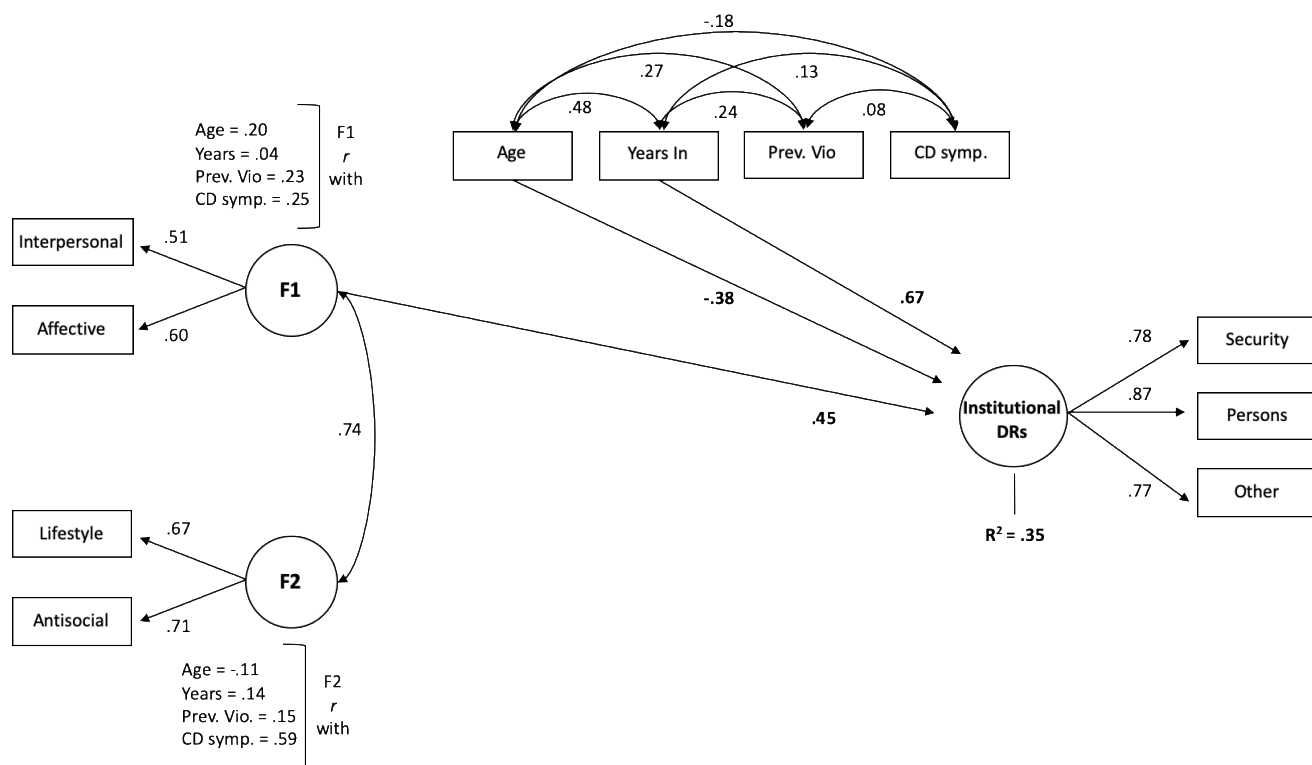


Figure 2. Latent profile analysis results: PCL-R subtypes as a function of mean item facet score.

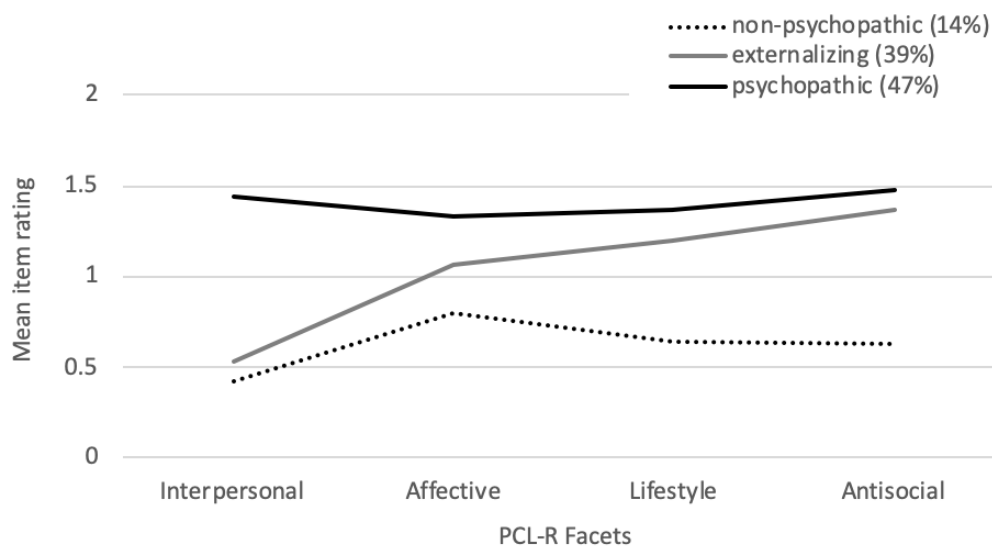


Figure 3. PCL-R total score as a function of subtype.

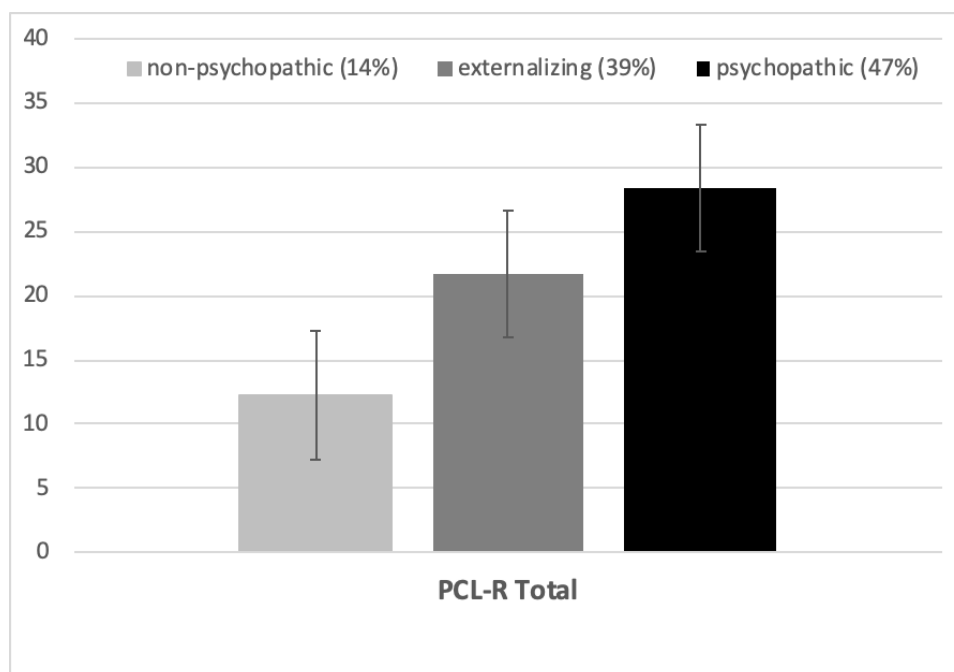


Figure 4. Disciplinary reports against persons and security violations as a function of PCL-R subtype

